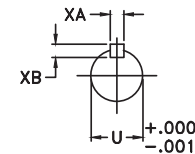
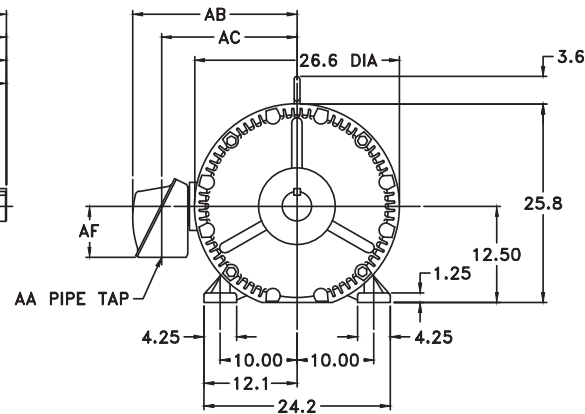
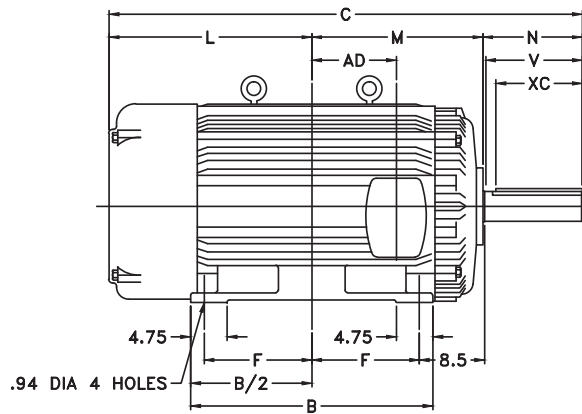


TYPE HS SQUIRREL CAGE INDUCTION MOTOR
ENCLOSURE - TOTALLY ENCLOSED FAN COOLED
AND EXPLOSION PROOF
BEARING - ANTI-FRICTION

- NOTES
 A- THIS DRAWING IS NOT TO BE REGARDED AS INDICATING EXACT DETAILS OF CONSTRUCTION. IT IS PROPERLY DIMENSIONED FOR ERECTION PURPOSES ONLY.
 B- MOUNTING BOLTS, DOWELS AND COUPLING NOT SUPPLIED BY TOSHIBA UNLESS SPECIFICALLY ORDERED.
 C- WHEN MOUNTING MOTOR, SHIM COMPLETE FOOT PAD AREA.
 D- ANTI-FRICTION BEARINGS MUST BE GREASED WHILE MOTOR IS RUNNING.
 E- FOR MOUNTING OF MOTOR USE .875-9 THD/INCH HOLD DOWN BOLTS.
 F- NON DRIVE END BEARING INSULATED.



END VIEW OF SHAFT

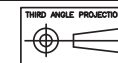
FRAME SIZE	REAR SHAFT EXTENSION				N	V	B	C	F	L	M	AD	RECOMMENDED COUPLING BORE		APPROX WEIGHT
	U	KEY SIZE											MIN.	MAX.	
		XA	XB	XC											
506U	3.375	.875	.875	8.00	9.94	9.50	23.5	50.56	10.00	22.38	18.25	7.0	2625
506US	2.375	.625	.625	3.00	4.69	4.25	23.5	45.31	10.00	22.38	18.25	7.0	2.3730	2.3740	2575
506E	2.875	.625	.625	3.75	5.06	4.62	23.5	45.69	10.00	22.38	18.25	7.0	2.8730	2.8740	2575
506Z	3.875	.875	.875	11.25	12.94	12.56	23.5	53.56	10.00	22.38	18.25	7.0	2630
509U	3.375	.875	.875	8.00	9.94	9.50	31.5	58.56	14.00	26.38	22.25	11.0	3325
509US	2.375	.625	.625	3.00	4.69	4.25	31.5	53.31	14.00	26.38	22.25	11.0	2.3730	2.3740	3275
509E	2.875	.625	.625	3.75	5.06	4.62	31.5	53.69	14.00	26.38	22.25	11.0	2.8730	2.8740	3275
509Z	3.875	.875	.875	11.25	12.94	12.56	31.5	61.56	14.00	26.38	22.25	11.0	3325

CONDUIT BOX							
FAN COOLED - STANDARD				EXPLOSION PROOF			
AA	AB	AC	AF	AA	AB	AC	AF
3.00	21.38	17.62	6.63	3.00	22.06	17.44	7.00
FAN COOLED - ALTERNATE							
3.50	25.38	19.50	9.38				

THESE DIMENSIONS ARE PREPARED IN ACCORDANCE WITH THE NORMAL AND ACCEPTED STANDARDS OF THE ELECTRICAL INDUSTRY FOR THE PURPOSES OF OBTAINING CUSTOMER APPROVAL. AS PART OF THE MANUFACTURING OR PRODUCTION PROCESS, ANY USE OR COMPARISON OF THE DIMENSIONS OF THE CUSTOMER (OTHER THAN FOR GRANTING APPROVAL) SHALL BE THE SOLE RESPONSIBILITY OF THE CUSTOMER.

STANDARD
REVISIONS
1

PRELIMINARY SHAFT AND MOUNTING ONLY
 G.O. _____ S.O. _____ CUST. ORDER _____
 CUST. _____
 RATING _____
 PER: _____ DATE _____
 TOSHIBA INDUSTRIAL PRODUCTS CANADA, STONEY CREEK



TOSHIBA INDUSTRIAL PRODUCTS CANADA				TOSHIBA			
TITLE TYPE HS MOTOR FRAME 500							
OUTLINE - TEFC/TEXP ENCLOSURE							
DRAWING IN BONES		SCALE: N.T.S.		SHEET: _____		OF _____	
CHECKED	DATE	BY	DATE	CHECKED	DATE	BY	DATE
							E10D117