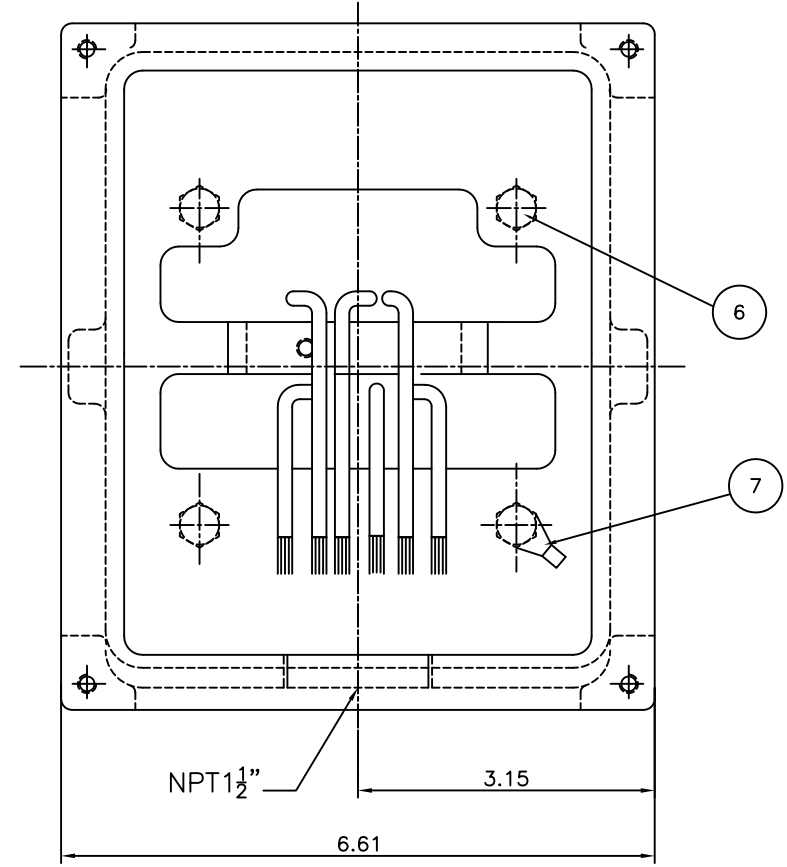
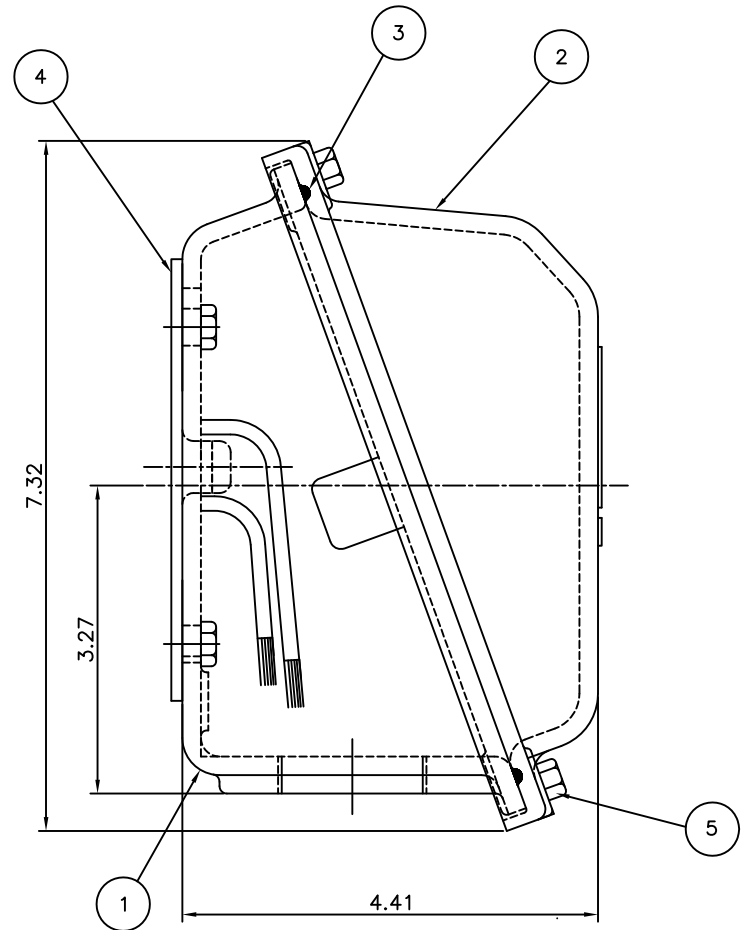



THIS DRAWING IS PROPRIETARY TO HHI. NO PART OF THIS DRAWING MAYBE REPRODUCED WITHOUT THE PERMISSION OF HHI.



PT	DESCRIPTION	MATERIAL	DIMENSION	Q'TY
1	CONDUIT BOX	FC15	--	1
2	CONDUIT BOX COVER	FC15	--	1
3	O-RING / COVER	EPDM	φ4	1
4	BOX GASKET	NBR	--	1
5	COVER+BOX HEX BOLT	S45C	M6 X L20	4
6	BOX+FRAME HEX BOLT	S45C	M8 X L20	4
7	GROUND TERMINAL LUG	CU	--	1

Q'TY	DESCRIPTION	MATERIAL	DIMENSION	WEIGHT	PART NO.	REMARK	NO.
APPD BY	KIM.Y.S	UNIT	INCH	SUBJECT	NEMA284/286	CAD PROJ FILE	
CHKD BY	KO.S.H	SCALE	1:1	227B8008NA1			
CHKD BY	---	PROJEC'N	3각법(3rd Angle)	TITLE			
DSND BY	Y.J.HWANG	DATE	2005.02.16	TERMINAL BOX ASSEMBLY			
REF. NO		227B8008NA2		Sheet No.		of	
DWG NO		227B8008NA2		Revision No.		0	



REV	DATE	CONTENTS	REVD BY	CHKD BY	CHKD BY	APPD BY
1						
2						
3						
4						