

## PESS213TC3M-6-RB

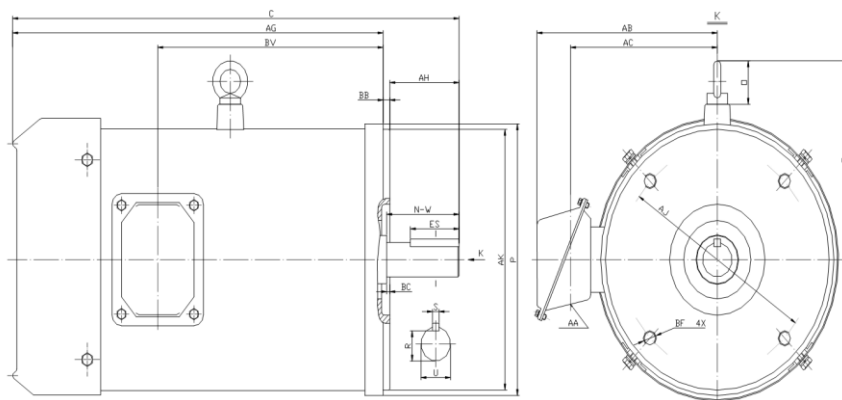
WASHDOWN DUTY MOTOR

NEMA PREMIUM EFFICIENCY

STAINLESS STEEL CONSTRUCTION - ROUND BODY (C-FLANGE FOOTLESS)

TOTALLY ENCLOSED FAN COOLED - IP66 CONSTRUCTION

INVERTER DUTY 10:1 CT; 20:1 VT - NEMA MG1 PART 31



### DIMENSIONS

HP	RPM	Frame	Mounting									
			C	P	AK	AJ	AH	AG	BA	BB	BC	BF
3	1200	213TC	20.70	10.08	8.500	7.250	3.12	17.33	N/A	0.25	0.25	4*1/2-13

Shaft Extension, Key Set					Conduit Box				Bearings		Mount
U	R	S	ES	N-W	AA	AB	AC	BV	DE	ODE	
1.375	1.201	0.312	2.41	3.38	0.94	7.70	6.20	11.35	6308-2RS	6208-2RS	F1

**BEARING LUBRICATION:** The bearings come lubricated with Mobil Polyrex EM Polyurea Grease.



## PESS213TC3M-6-RB

WASHDOWN DUTY MOTOR

NEMA PREMIUM EFFICIENCY

STAINLESS STEEL CONSTRUCTION - ROUND BODY (C-FLANGE FOOTLESS)

TOTALLY ENCLOSED FAN COOLED - IP66 CONSTRUCTION

INVERTER DUTY 10:1 CT; 20:1 VT - NEMA MG1 PART 31



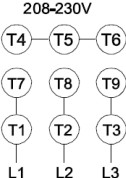
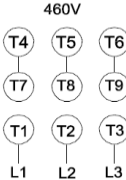



### PERFORMANCE DATA

HP	RPM	Frame	Voltage	Frequency (Hz)	Full Load S.F.	Insulation Class	NEMA Design	Slip (%)	NEMA Code	Enclosure Type	IP Rating	Max. Ambient
3	1175	213TC	208-230/460	60	1.15	F	B	2.1	K	TEFC	66	40° C

Amps (460V)		Efficiency (%)				Power Factor			Torque (ft-lb)			DE Bearing	ODE Bearing	Connection	Weight (lbs.)
FLA	LRA	100%	75%	50%	Min.	100%	75%	50%	FLT	LRT %	BDT %				
4.3	32.0	87.5	87.0	86.0	85.5	0.74	0.62	0.51	13.2	250	280	6308-2RS	6208-2RS	9 Lead 2Y/Y	159

### NAME PLATE

 North American Electric, Inc.																				CONNECTION DIAGRAMS									
INVERTER DUTY 20:1 VT; 10:1 CT										WASHDOWN DUTY STAINLESS STEEL MOTORS																			
CAT NO: PESS213TC3M-6-RB				FRAME 213TC				PHASE 3																					
HZ 60		S.F. 1.15		HZ 50		S.F. 1.2		ENCL TEFC		IP 66																			
HP 3		RPM 1175		HP 2		RPM 970		DUTY CONT		DES B																			
VOLTS 208-230/460				VOLTS 190/380				AMB 40° C		INS F																			
FLA 9.3 - 8.6 / 4.3				FLA 7.2/3.6				DE BEARING 6308-2RS																					
CODE K		P.F. 0.74		CODE K		P.F. 0.76		ODE BEARING 6208-2RS																					
EFF 87.5		MIN 85.5		EFF 85.5		MIN 83		LUB: Mobil Polyrex EM																					
MOTOR WEIGHT 159 LBS				CONNECTION 9 Lead 2Y/Y				SER NO																					
Special purpose motor designed for washdown applications and extremely corrosive environments.																										CC 082A			
Hernando, Mississippi																													

### APPLICATIONS:

Applications include washdown applications, food processing, chemical processing, pharmaceuticals, poultry processing, meat processing, dairy applications, bakeries, snack foods, bottling and extremely corrosive environments.