

**PE286T-40-2**

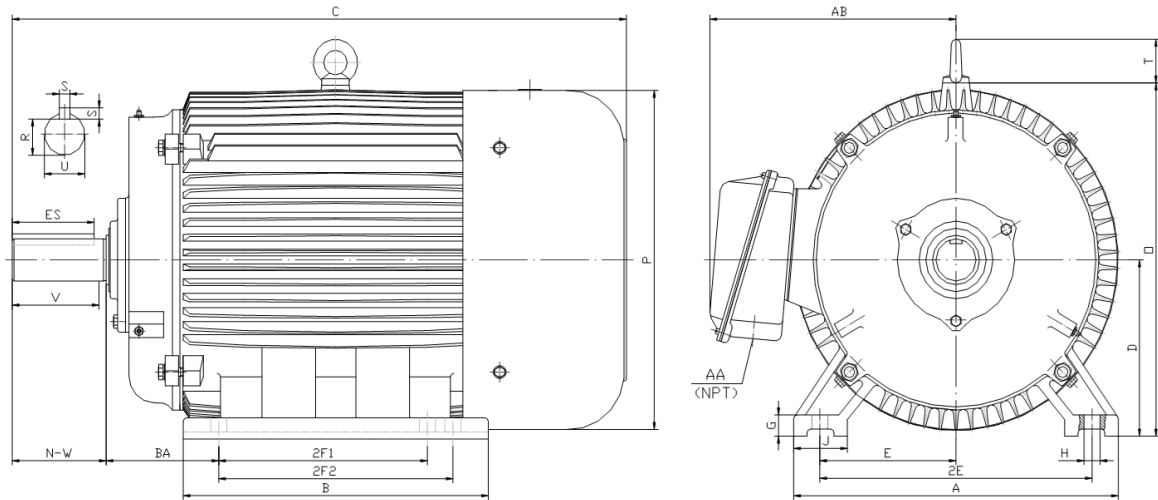
**GENERAL PURPOSE ELECTRIC MOTOR**

**NEMA PREMIUM EFFICIENCY**

**TOTALLY ENCLOSED FAN COOLED**

**INVERTER DUTY 10:1 CT; 20:1 VT - NEMA MG1 PART 31**

Factory Certified for T2B Class I, Division II, Groups A,B,C & D and Class II, Division II, Groups F & G



**DIMENSIONS**

HP	RPM	Frame	MOUNTING														
			A	B	C	D	G	H	J	E	2E	2F1	2F2	O	P	T	BA
40	3600	286T	14.00	13.20	28.10	7.00	0.85	0.53	2.75	5.50	11.00	9.50	11.00	14.50	14.00	2.20	4.75

Shaft Extension, Key Set						Conduit Box		Bearings		Mount
U	V	R	S	ES	N-W	AA	AB	DE	ODE	
1.875	4.38	1.591	0.500	3.28	4.62	1.50	11.30	6311	6311	F1

**BEARING LUBRICATION:** The bearings come lubricated with Mobil Polyrex EM Polyurea Grease. It is recommended that you add some additional lubrication when the motor is installed.

Three options (brands) for suitable lubrication include, but are not limited to, the following:

- 1.) Mobil Polyrex EM
- 2.) Citco Polyurea MP
- 3.) Conoco Phillips Polytac EP





## PE286T-40-2

GENERAL PURPOSE ELECTRIC MOTOR

NEMA PREMIUM EFFICIENCY

TOTALLY ENCLOSED FAN COOLED

INVERTER DUTY 10:1 CT; 20:1 VT - NEMA MG1 PART 31



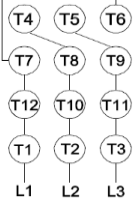



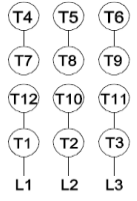
Factory Certified for T2B Class I, Division II, Groups A,B,C & D and Class II, Division II, Groups F & G

### PERFORMANCE DATA

HP	RPM	Frame	Voltage	Frequency (Hz)	Full Load S.F.	Insulation Class	NEMA Design	Slip (%)	NEMA Code	Enclosure Type	IP Rating	Max. Ambient
40	3540	286T	208-230/460	60	1.15	F	B	1.7	G	TEFC	55	40° C

Amps (460V)		Efficiency (%)				Power Factor			Torque (ft-lb)			DE Bearing	ODE Bearing	Connection	Weight (lbs.)
FLA	LRA	100%	75%	50%	Min.	100%	75%	50%	FLT	LRT %	BDT %				
44.5	290	92.4	92.0	91.0	91.0	0.910	0.860	0.780	59.2	180	290	6311	6311	12 Lead 2Δ/Δ	401

### NAME PLATE

 <b>North American Electric, Inc.</b>													<b>CONNECTION DIAGRAMS</b> <b>208-230V</b> 			
<b>INVERTER DUTY 20:1 VT; 10:1 CT</b>																
CAT NO:		PE286T-40-2				FRAME		286T		PHASE		3				
HZ	60	S.F.	1.15	HZ	50	S.F.	1.0	ENCL	TEFC	IP	55					
HP	40	RPM	3540	HP	40	RPM	2925	DUTY	CONT	DES	B					
VOLTS		208-230/460				VOLTS		190/380		AMB	40° C	INS	F			
FLA	95 - 89 / 44.5		FLA		110/55		DE BEARING		6311							
CODE	G	P.F.	0.91	CODE	F	P.F.	0.92	ODE BEARING		6311						
EFF	92.4	MIN	91.0	EFF	90.7	MIN	89.3	LUB:		Mobil Polyrex EM						
MOTOR WEIGHT		401	LBS	CONNECTION		12 Lead 2Δ/Δ		SER NO								
General purpose use on industrial machinery installed in damp, dusty or dirty environments. Hernando, Mississippi										  		CC 082A		<b>460V</b> 		

### APPLICATIONS:

General purpose use on pumps, fans, blowers, compressors, conveyors, material handling and other industrial machinery installed in damp, dusty or dirty environments.