

**PE284TC-25-4**

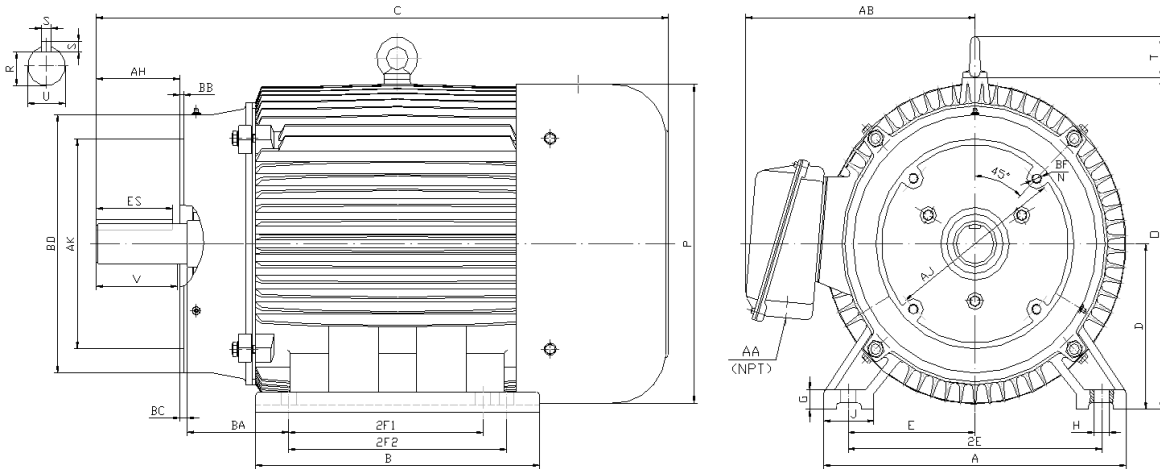
**GENERAL PURPOSE ELECTRIC MOTOR**

**NEMA PREMIUM EFFICIENCY**

**THREE PHASE, TOTALLY ENCLOSED FAN COOLED - C-FLANGE W/ FEET**

**INVERTER DUTY 10:1 CT; 20:1 VT - NEMA MG1 PART 31**

Factory Certified for T2B Class I, Division II, Groups A,B,C & D and Class II, Division II, Groups F & G



**DIMENSIONS**

HP	RPM	Frame	MOUNTING														
			A	B	C	D	G	H	J	E	2E	2F1	2F2	O	P	T	BA
25	1800	284TC	14.00	13.20	26.60	7.00	0.85	0.53	2.75	5.50	11.00	9.50	0.00	14.50	14.00	2.20	4.75

FLANGE							Shaft Extension, Key Set						Conduit Box		Bearings		Mount
AH	AJ	AK	BB	BC	BD	BF	U	V	R	S	ES	N-W	AA	AB	DE	ODE	
4.38	9.00	10.50	0.25	0.25	11.25	4*1/2-13	1.88	4.38	1.59	0.50	3.28	NA	1.50	11.30	6311	6311	F1

**BEARING LUBRICATION:** The bearings come lubricated with Mobil Polyrex EM Polyurea Grease. It is recommended that you add some additional lubrication when the motor is installed.

Three options (brands) for suitable lubrication include, but are not limited to, the following:

- 1.) Mobil Polyrex EM
- 2.) Citco Polyurea MP
- 3.) Conoco Phillips Polytac EP





## PE284TC-25-4

**GENERAL PURPOSE ELECTRIC MOTOR**

**NEMA PREMIUM EFFICIENCY**

**THREE PHASE, TOTALLY ENCLOSED FAN COOLED - C-FLANGE W/ FEET**

**INVERTER DUTY 10:1 CT; 20:1 VT - NEMA MG1 PART 31**



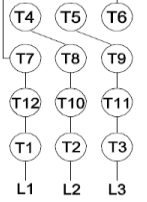
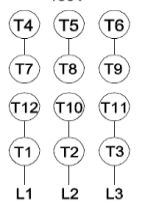



Factory Certified for T2B Class I, Division II, Groups A,B,C & D and Class II, Division II, Groups F & G

### PERFORMANCE DATA

HP	RPM	Frame	Voltage	Frequency (Hz)	Full Load S.F.	Insulation Class	NEMA Design	Slip (%)	NEMA Code	Enclosure Type	IP Rating	Max. Ambient
25	1775	284TC	208-230/460	60	1.15	F	B	1.4	G	TEFC	55	40° C

Amps (460V)		Efficiency (%)				Power Factor			Torque (ft-lb)			DE Bearing	ODE Bearing	Connection	Weight (lbs.)
FLA	LRA	100%	75%	50%	Min.	100%	75%	50%	FLT	LRT %	BDT %				
30.0	182.0	93.6	93.6	93.0	92.4	0.840	0.810	0.720	74.3	160	255	6311	6311	12 Lead 2Δ/Δ	396

### NAME PLATE

 <b>North American Electric, Inc.</b>													<b>CONNECTION DIAGRAMS</b> <b>208-230V</b> 				
<b>INVERTER DUTY 20:1 VT; 10:1 CT</b>																	
CAT NO: PE284TC-25-4			FRAME 284TC			PHASE 3											
HZ 60		S.F. 1.15		HZ 50		S.F. 1.0		ENCL TEFC		IP 55							
HP 25		RPM 1775		HP 25		RPM 1465		DUTY CONT		DES B							
VOLTS 208-230/460			VOLTS 190/380			AMB 40° C			INS F								
FLA 65 - 60 / 30		FLA 72/36			DE BEARING 6311												
CODE G		P.F. 0.84		CODE F		P.F. 0.86		ODE BEARING 6311									
EFF 93.6		MIN 92.4		EFF 92.3		MIN 91.1		LUB: Mobil Polyrex EM									
MOTOR WEIGHT 396 LBS		CONNECTION 12 Lead 2Δ/Δ			SER NO						<b>460V</b> 						
General purpose use on industrial machinery installed in damp, dusty or dirty environments. Hernando, Mississippi																CC 082A	

### APPLICATIONS:

General purpose use on pumps, fans, blowers, compressors, conveyors, material handling and other industrial machinery installed in damp, dusty or dirty environments.