

## PE286TC-30-4-RB

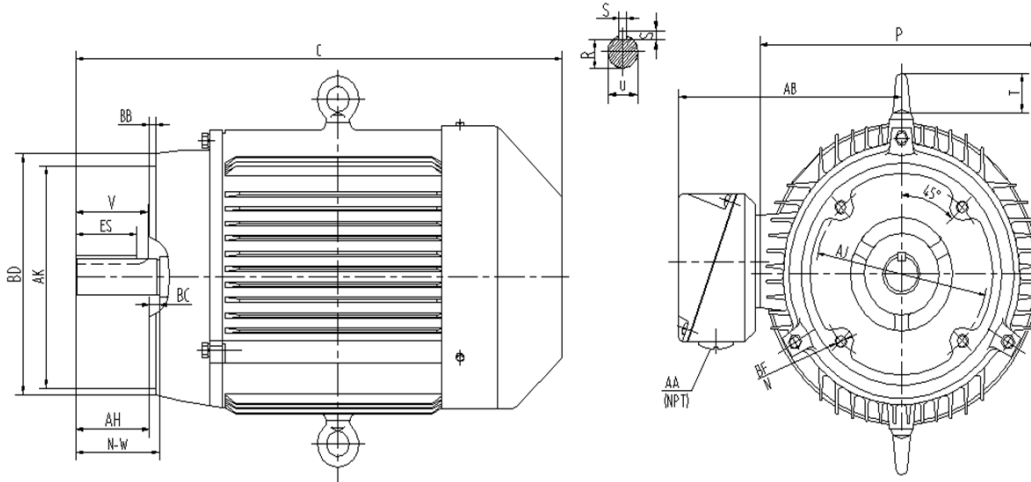
GENERAL PURPOSE ELECTRIC MOTOR

NEMA PREMIUM EFFICIENCY

THREE PHASE, TOTALLY ENCLOSED FAN COOLED - C-FLANGE FOOTLESS

INVERTER DUTY 10:1 CT; 20:1 VT - NEMA MG1 PART 31

Factory Certified for T2B Class I, Division II, Groups A,B,C & D and Class II, Division II, Groups F & G



### DIMENSIONS

HP	RPM	Frame	Mounting									
			C	P	T	AK	AJ	AH	BA	BB	BC	BF
30	1800	286TC	28.50	15.71	2.250	10.50	9.00	4.38	4.75	0.25	0.25	4*1/2-13

Shaft Extension, Key Set					Conduit Box		Bearings		Mount
U	R	S	ES	N-W	AA	AB	DE	ODE	
1.875	1.591	0.500	3.28	4.62	1.25	13.20	6311	6311	F1

**BEARING LUBRICATION:** The bearings come lubricated with Mobile Polyrex EM Polyurea Grease. It is recommended that you add some additional lubrication when the motor is installed.

Three options (brands) for suitable lubrication include, but are not limited to, the following:

- 1.) Mobile Polyrex EM
- 2.) Citco Polyurea MP
- 3.) Conoco Phillips Polytac EP





## PE286TC-30-4-RB

**GENERAL PURPOSE ELECTRIC MOTOR**

**NEMA PREMIUM EFFICIENCY**

**THREE PHASE, TOTALLY ENCLOSED FAN COOLED - C-FLANGE FOOTLESS**

**INVERTER DUTY 10:1 CT; 20:1 VT - NEMA MG1 PART 31**



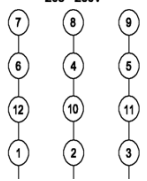
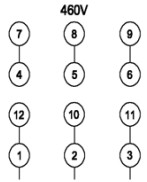



Factory Certified for T2B Class I, Division II, Groups A,B,C & D and Class II, Division II, Groups F & G

### PERFORMANCE DATA

HP	RPM	Frame	Voltage	Frequency (Hz)	Full Load S.F.	Insulation Class	NEMA Design	Slip (%)	NEMA Code	Enclosure Type	IP Rating	Max. Ambient
30	1760	286TC	208-230/460	60	1.15	F	B	2.2	G	TEFC	55	40° C

Amps (460V)		Efficiency (%)				Power Factor			Torque (ft-lb)			DE Bearing	ODE Bearing	Connection	Weight (lbs.)
FLA	LRA	100%	75%	50%	Min.	100%	75%	50%	FLT	LRT %	BDT %				
34.0	217.0	93.6	93.2	93.7	92.4	0.900	0.880	0.800	89.1	185	280	6311	6311	12 Lead 2Δ/Δ	484

### NAME PLATE

 <b>North American Electric, Inc.</b>													<b>CONNECTION DIAGRAMS</b>  <b>208 - 230V</b> 		
<b>INVERTER DUTY 20:1 VT; 10:1 CT</b>															
CAT NO: PE286TC-30-4-RB			FRAME 286TC				PHASE 3			<b>460V</b> 					
HZ 60	S.F. 1.15	HZ 50	S.F. 1.0	ENCL TEFC	IP 55										
HP 30	RPM 1760	HP 30	RPM 1465	DUTY CONT	DES B										
VOLTS 208-230/460			VOLTS 190/380			AMB 40° C			INS F						
FLA 75.2 - 68 / 34		FLA 83.6/41.8			DE BEARING 6311										
CODE G	P.F. 0.90	CODE D	P.F. 0.90	ODE BEARING 6311											
EFF 93.6	MIN 92.4	EFF 92.4	MIN 91.0	LUB: Mobile Polyrex EM											
MOTOR WEIGHT 484 LBS		CONNECTION 12 Lead 2Δ/Δ			SER NO										
General purpose use on industrial machinery installed in damp, dusty or dirty environments. Hernando, Mississippi										   CC113B					

### APPLICATIONS:

General purpose use on pumps, fans, blowers, compressors, conveyors, material handling and other industrial machinery installed in damp, dusty or dirty environments.