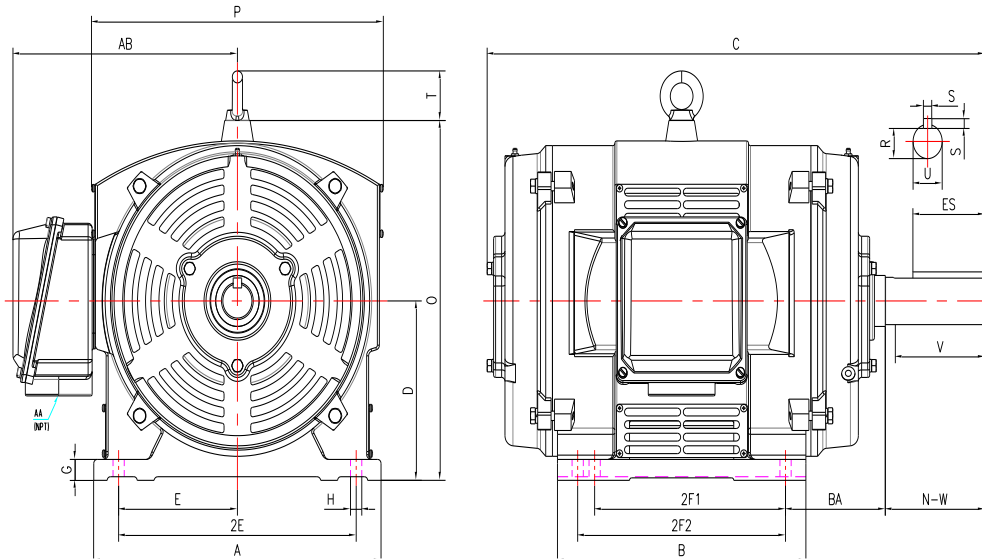


**PE324TS-50-2-ODP**

**GENERAL PURPOSE ELECTRIC MOTOR**  
**NEMA PREMIUM EFFICIENCY**  
**CAST IRON CONSTRUCTION - OPEN DRIP PROOF**  
**INVERTER DUTY 10:1 CT; 20:1 VT - NEMA MG1 PART 31**



**DIMENSIONS**

| HP | RPM  | Frame | MOUNTING |       |       |      |      |      |    |      |       |       |       |       |       |      |      |
|----|------|-------|----------|-------|-------|------|------|------|----|------|-------|-------|-------|-------|-------|------|------|
|    |      |       | A        | B     | C     | D    | G    | H    | J  | E    | 2E    | 2F1   | 2F2   | O     | P     | T    | BA   |
| 50 | 3600 | 324TS | 14.60    | 13.95 | 25.60 | 8.00 | 0.85 | 0.66 | NA | 6.25 | 12.50 | 10.50 | 12.00 | 16.10 | 15.35 | 2.60 | 5.25 |

| Shaft Extension, Key Set |      |      |      |      |      | Conduit Box |       | Bearings |      | Mount |
|--------------------------|------|------|------|------|------|-------------|-------|----------|------|-------|
| U                        | V    | R    | S    | ES   | N-W  | AA          | AB    | DE       | ODE  |       |
| 1.88                     | 3.50 | 1.59 | 0.50 | 2.03 | 3.75 | 2.00        | 11.40 | 6312     | 6312 | F1    |

**BEARING LUBRICATION:** The bearings come lubricated with Mobil Polyrex EM Polyurea Grease. It is recommended that you add some additional lubrication when the motor is installed.

Three options (brands) for suitable lubrication include, but are not limited to, the following:

- 1.) Mobil Polyrex EM
- 2.) Citco Polyurea MP
- 3.) Conoco Phillips Polytac EP





## PE324TS-50-2-ODP

GENERAL PURPOSE ELECTRIC MOTOR

NEMA PREMIUM EFFICIENCY

CAST IRON CONSTRUCTION - OPEN DRIP PROOF



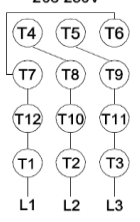



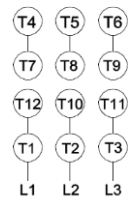
INVERTER DUTY 10:1 CT; 20:1 VT - NEMA MG1 PART 31

### PERFORMANCE DATA

| HP | RPM  | Frame | Voltage     | Frequency (Hz) | Full Load S.F. | Insulation Class | NEMA Design | Slip (%) | NEMA Code | Enclosure Type | IP Rating | Max. Ambient |
|----|------|-------|-------------|----------------|----------------|------------------|-------------|----------|-----------|----------------|-----------|--------------|
| 50 | 3545 | 324TS | 208-230/460 | 60             | 1.15           | F                | B           | 1.53     | G         | ODP            | 23        | 40° C        |

| Amps (460V) |       | Efficiency (%) |      |      |      | Power Factor |      |      | Torque (ft-lb) |       |       | DE Bearing | ODE Bearing | Connection   | Weight (lbs.) |
|-------------|-------|----------------|------|------|------|--------------|------|------|----------------|-------|-------|------------|-------------|--------------|---------------|
| FLA         | LRA   | 100%           | 75%  | 50%  | Min. | 100%         | 75%  | 50%  | FLT            | LRT % | BDT % | 6312       | 6312        | 12 Lead 2Δ/Δ | 508           |
| 55.0        | 362.0 | 93.0           | 92.1 | 91.4 | 91.7 | 0.90         | 0.87 | 0.80 | 73.9           | 170   | 260   |            |             |              |               |

### NAME PLATE

|  |  |                         |               |          |                 |  |         |                       |  |  |  |   |  |   |  |         |  |  |  |  |
|--|--|-------------------------|---------------|----------|-----------------|--|---------|-----------------------|--|--|--|---|--|---|--|---------|--|--|--|--|
|  <b>North American Electric, Inc.</b>       |  |                         |               |          |                 |  |         |                       |  |  |  |   |  |   | <b>CONNECTION DIAGRAMS</b><br><b>208-230V</b><br> |         |  |  |  |  |
| <b>INVERTER DUTY 20:1 VT; 10:1 CT</b>  |  |                         |               |          |                 |  |         |                       |  |  |  |   |  |   |  |         |  |  |  |  |
| CAT NO: PE324TS-50-2-ODP   |  |                         | FRAME 324TS   |          |                 |  | PHASE 3 |                       |  |  |  |   |  |   |  |         |  |  |  |  |
| HZ 60  |  | S.F. 1.15               |               | HZ 50    |                 | S.F. 1.0   |         | ENCL ODP              |  | IP 23  |  |   |  |   |  |         |  |  |  |  |
| HP 50  |  | RPM 3545                |               | HP 50    |                 | RPM 2930   |         | DUTY CONT             |  | DES B  |  |   |  |   |  |         |  |  |  |  |
| VOLTS 208-230/460  |  |                         | VOLTS 190/380 |          |                 | AMB 40° C  |         | INS F                 |  |  |  |   |  |   |  |         |  |  |  |  |
| FLA 122 - 110 / 55   |  | FLA 134/67              |               |          | DE BEARING 6312 |  |         |                       |  |  |  |   |  |   |  |         |  |  |  |  |
| CODE G   |  | P.F. 0.90               |               | CODE D   |                 | P.F. 0.92  |         | ODE BEARING 6312      |  |  |  |   |  |   |  |         |  |  |  |  |
| EFF 93.0   |  | MIN 91.7                |               | EFF 91.3 |                 | MIN 90   |         | LUB: Mobil Polyrex EM |  |  |  |   |  |   |  |         |  |  |  |  |
| MOTOR WEIGHT 508 LBS   |  | CONNECTION 12 Lead 2Δ/Δ |               |          | SER NO          |  |         |                       |  |  |  |   |  |   |  |         |  |  |  |  |
| General purpose use on industrial machinery installed in environments with minimal dirt and moisture.<br>Hernando, Mississippi |  |                         |               |          |                 |  |         |                       |  |   |  |  |  |  |  | CC 082A |  |  |  |  |
|  |  |                         |               |          |                 | <b>460V</b><br> |         |                       |  |  |  |   |  |   |  |         |  |  |  |  |

### APPLICATIONS:

General purpose use on pumps, fans, blowers, compressors, conveyors, material handling and other industrial machinery installed in environments with minimal dirt and moisture.