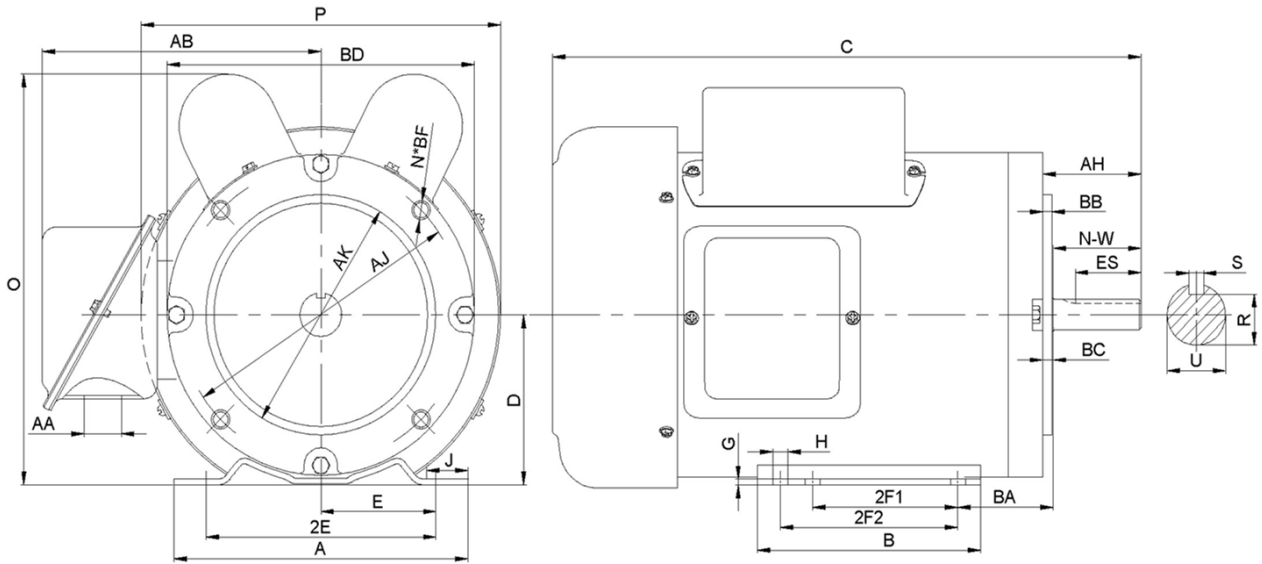


F56CH2S2C

GENERAL PURPOSE ELECTRIC MOTOR
 SINGLE PHASE - CAPACITOR START / CAPACITOR RUN
 ROLLED STEEL CONSTRUCTION
 TOTALLY ENCLOSED FAN COOLED



DIMENSIONS

HP	RPM	Frame	MOUNTING														
			A	B	C	D	G	H	J	E	2E	2F1	2F2	O	P	T	BA
2	3600	56CH	6.5	6.5	14.57	3.5	0.12	0.34	1.06	2.44	4.88	3	5	8.46	7.01	NA	2.75

FLANGE							Shaft Extension, Key Set						
AH	AJ	AK	BB	BC	BD	BF	U	V	R	S	ES	N-W	
2.06	5.875	4.5	0.16	0.19	6.5	4*3/8-16	0.625	1.5	0.517	0.188	1.41	1.88	

Conduit Box		Bearings		Mount
AA	AB	DE	ODE	
0.81	6.18	6203-2RZC3	6203-2RZC3	F1

BEARING LUBRICATION: The bearings come lubricated with Mobil Polyrex EM Polyurea Grease.

F56CH2S2C


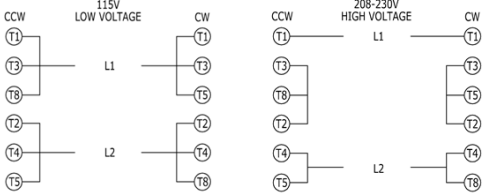
GENERAL PURPOSE ELECTRIC MOTOR
SINGLE PHASE - CAPACITOR START / CAPACITOR RUN
ROLLED STEEL CONSTRUCTION
TOTALLY ENCLOSED FAN COOLED

PERFORMANCE DATA

HP	RPM	Frame	Voltage	Frequency (Hz)	Full Load S.F.	Insulation Class	NEMA Design	Slip (%)	NEMA Code	Enclosure Type	IP Rating	Max. Ambient
2	3495	56CH	115/208-230V	60	1.15	F	L	2.9	H	TEFC	IP44	40°C

Amps (230V)		Efficiency (%)			Power Factor			Torque (ft-lb)			DE Bearing	ODE Bearing	Connection	Weight (lbs.)
FLA	LRA	100%	75%	50%	100%	75%	50%	FLT	LRT %	BDT %				
7.8	57.6	85.7	75	67.9	0.96	0.94	0.9	4.07	262	245	6203-2RZC3	6203-2RZC3	6 Lead	40

NAME PLATE

 North American Electric, Inc.		GENERAL PURPOSE	
		HIGH STARTING TORQUE	
SINGLE PHASE ELECTRIC MOTOR		TOTALLY ENCLOSED FAN COOLED	
MODEL	F56CH2S2C	HP	2
FRAME	56CH	ENCL	TEFC
RPM	3495	CODE	H
DESIGN	L	CLASS	F
DE BRG	6203-2RZC3	ODE BRG	6203-2RZC3
VOLT	115/208-230V	LBS	40
AMPS	15.3/8.48-7.8	DUTY	CONT
S.F. AMPS	17.5/10-9	MAX AMB	40°C
SERIAL NUMBER			
			
Hernando, MS www.naemotors.com		