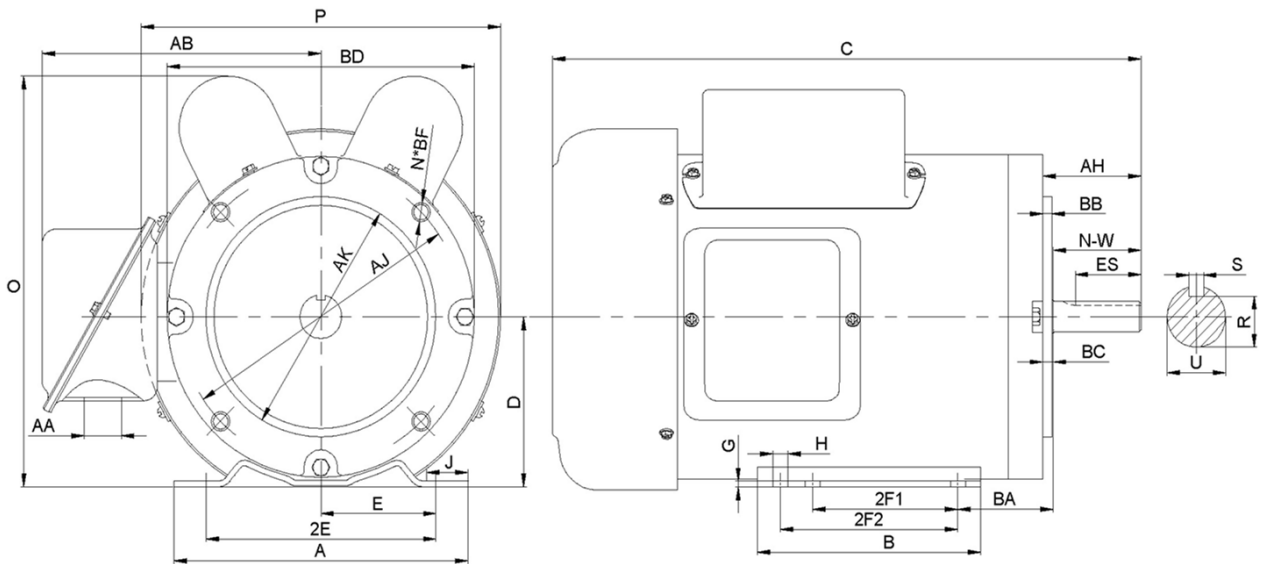


F56C1.5S2C

GENERAL PURPOSE ELECTRIC MOTOR
SINGLE PHASE - CAPACITOR START / CAPACITOR RUN
ROLLED STEEL CONSTRUCTION
TOTALLY ENCLOSED FAN COOLED



DIMENSIONS

HP	RPM	Frame	MOUNTING														
			A	B	C	D	G	H	J	E	2E	2F1	2F2	O	P	T	BA
1.5	3600	56C	6.3	3.94	14.57	3.5	0.12	0.34	1.46	2.44	4.88	3	NA	8.46	7.01	NA	2.75

FLANGE							Shaft Extension, Key Set						
AH	AJ	AK	BB	BC	BD	BF	U	V	R	S	ES	N-W	
2.06	5.875	4.5	0.16	0.19	6.5	4*3/8-16	0.625	1.5	0.517	0.188	1.41	1.88	

Conduit Box		Bearings		Mount
AA	AB	DE	ODE	
0.81	6.18	6203-2RZC3	6203-2RZC3	F1

BEARING LUBRICATION: The bearings come lubricated with Mobil Polyrex EM Polyurea Grease.

F56C1.5S2C


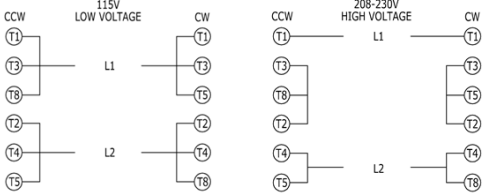
GENERAL PURPOSE ELECTRIC MOTOR
SINGLE PHASE - CAPACITOR START / CAPACITOR RUN
ROLLED STEEL CONSTRUCTION
TOTALLY ENCLOSED FAN COOLED

PERFORMANCE DATA

HP	RPM	Frame	Voltage	Frequency (Hz)	Full Load S.F.	Insulation Class	NEMA Design	Slip (%)	NEMA Code	Enclosure Type	IP Rating	Max. Ambient
1.5	3470	56C	115/208-230V	60	1.15	F	L	3.6	H	TEFC	IP44	40°C

Amps (230V)		Efficiency (%)			Power Factor			Torque (ft-lb)			DE Bearing	ODE Bearing	Connection	Weight (lbs.)
FLA	LRA	100%	75%	50%	100%	75%	50%	FLT	LRT %	BDT %				
6.77	43.3	74.7	72.4	64.7	0.94	0.92	0.89	3.07	229	243	6203-2RZC3	6203-2RZC3	6 Lead	35

NAME PLATE

 North American Electric, Inc.		GENERAL PURPOSE	
SINGLE PHASE ELECTRIC MOTOR		HIGH STARTING TORQUE	
		TOTALLY ENCLOSED FAN COOLED	
MODEL	F56C1.5S2C	HP	1.5
FRAME	56C	ENCL	TEFC
		PH	1
RPM	3470	CODE	H
		HZ	60
DESIGN	L	CLASS	F
		S.F.	1.15
DE BRG	6203-2RZC3	ODE BRG	6203-2RZC3
VOLT	115/208-230V	LBS	35
AMPS	13.14/7.33-6.77	DUTY	CONT
S.F. AMPS	14.9/8.6-7.8	MAX AMB	40°C
SERIAL NUMBER			
			
Hernando, MS www.naemotors.com		