

PE324T-25-6C

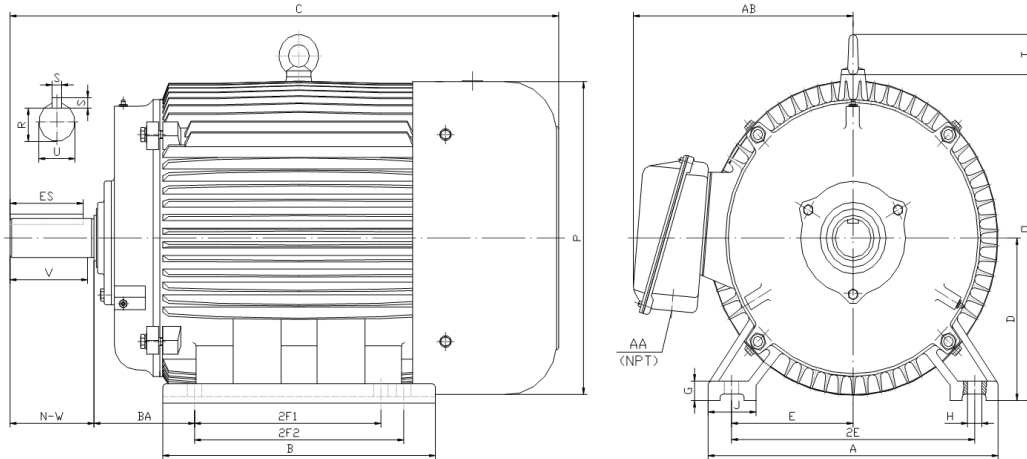
GENERAL PURPOSE ELECTRIC MOTOR

NEMA PREMIUM EFFICIENCY

TOTALLY ENCLOSED FAN COOLED

INVERTER DUTY 10:1 CT; 20:1 VT - NEMA MG1 PART 31

Factory Certified for T2B Class I, Division II, Groups A,B,C & D and Class II, Division II, Groups F & G



DIMENSIONS

HP	RPM	Frame	MOUNTING														
			A	B	C	D	G	H	J	E	2E	2F1	2F2	O	P	T	BA
25	1200	324T	15.50	14.70	29.80	8.00	1.00	0.66	2.75	6.25	12.50	10.50	0.00	15.90	15.70	2.60	5.25

Shaft Extension, Key Set						Conduit Box		Bearings		Mount
U	V	R	S	ES	N-W	AA	AB	DE	ODE	
2.125	5.00	1.845	0.500	3.91	5.25	2.00	12.30	6312	6312	F1

BEARING LUBRICATION: The bearings come lubricated with Mobil Polyrex EM Polyurea Grease. It is recommended that you add some additional lubrication when the motor is installed.

Three options (brands) for suitable lubrication include, but are not limited to, the following:

- 1.) Mobil Polyrex EM
- 2.) Citco Polyurea MP
- 3.) Conoco Phillips Polytac EP





PE324T-25-6C

GENERAL PURPOSE ELECTRIC MOTOR

NEMA PREMIUM EFFICIENCY

TOTALLY ENCLOSED FAN COOLED

INVERTER DUTY 10:1 CT; 20:1 VT - NEMA MG1 PART 31



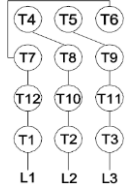
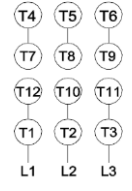



Factory Certified for T2B Class I, Division II, Groups A,B,C & D and Class II, Division II, Groups F & G

PERFORMANCE DATA

HP	RPM	Frame	Voltage	Frequency (Hz)	Full Load S.F.	Insulation Class	NEMA Design	Slip (%)	NEMA Code	Enclosure Type	IP Rating	Max. Ambient
25	1185	324T	208-230/460	60	1.15	F	C	1.3	G	TEFC	55	40° C

Amps (460V)		Efficiency (%)					Power Factor			Torque (ft-lb)			DE Bearing	ODE Bearing	Connection	Weight (lbs.)
FLA	LRA	100%	75%	50%	Min.	100%	75%	50%	FLT	LRT %	BDT %					
30.5	182	93.0	93.0	93.0	91.7	0.780	0.730	0.620	111.3	200	255	6312	6312	12 Lead 2Δ/Δ	477	

NAME PLATE

 North American Electric, Inc.													CONNECTION DIAGRAMS 208-230V 			
INVERTER DUTY 20:1 VT; 10:1 CT																
CAT NO:		PE324T-25-6C				FRAME		324T		PHASE		3		460V 		
HZ		60		S.F.		1.15		HZ		50		S.F.				
ENCL		TEFC		IP		55		HP		25		RPM		980		
DUTY		CONT		DES		C		VOLTS		208-230/460		VOLTS		190/380		
AMB		40° C		INS		F		FLA		67 - 61 / 30.5		FLA		78/39		
DE BEARING		6312		CODE		G		P.F.		0.78		CODE		F		
ODE BEARING		6312		EFF		93.0		MIN		91.7		EFF		91		
MIN		89.7		LUB:		Mobil Polyrex EM		MOTOR WEIGHT		477		LBS		CONNECTION		
SER NO		12 Lead 2Δ/Δ		GENERAL PURPOSE USE ON INDUSTRIAL MACHINERY INSTALLED IN DAMP, DUSTY OR DIRTY ENVIRONMENTS.		HERNANDO, MISSISSIPPI		  		CC 082A						

APPLICATIONS:

General purpose use on pumps, fans, blowers, compressors, conveyors, material handling and other industrial machinery installed in damp, dusty or dirty environments.