

PE324T-20-8C

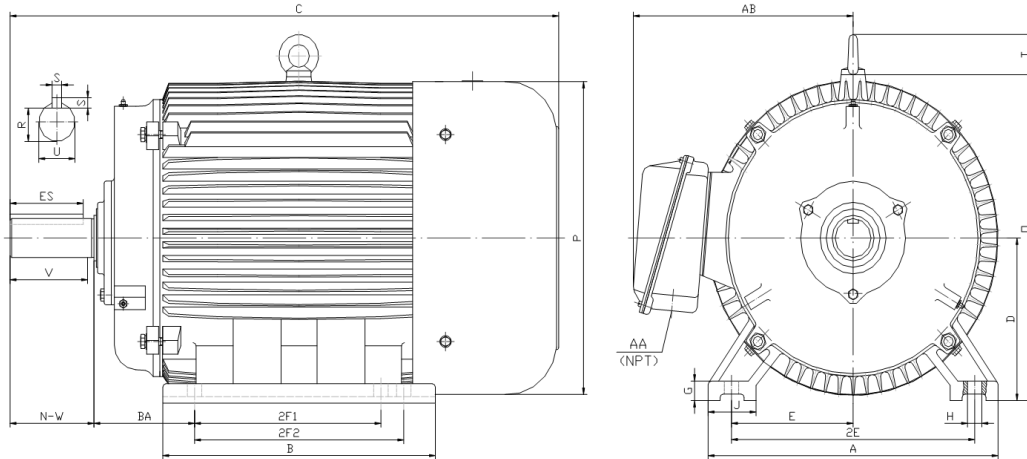
GENERAL PURPOSE ELECTRIC MOTOR

NEMA PREMIUM EFFICIENCY

TOTALLY ENCLOSED FAN COOLED

INVERTER DUTY 10:1 CT; 20:1 VT - NEMA MG1 PART 31

Factory Certified for T2B Class I, Division II, Groups A,B,C & D and Class II, Division II, Groups F & G



DIMENSIONS

HP	RPM	Frame	MOUNTING														
			A	B	C	D	G	H	J	E	2E	2F1	2F2	O	P	T	BA
20	900	324T	15.50	14.70	29.80	8.00	1.00	0.66	2.75	6.25	12.50	10.50	0.00	15.90	15.70	2.60	5.25

Shaft Extension, Key Set						Conduit Box		Bearings		Mount
U	V	R	S	ES	N-W	AA	AB	DE	ODE	
2.125	5.00	1.845	0.500	3.91	5.25	2.00	12.30	6312	6312	F1

BEARING LUBRICATION: The bearings come lubricated with Mobil Polyrex EM Polyurea Grease. It is recommended that you add some additional lubrication when the motor is installed.

Three options (brands) for suitable lubrication include, but are not limited to, the following:

- 1.) Mobil Polyrex EM
- 2.) Citco Polyurea MP
- 3.) Conoco Phillips Polytac EP





PE324T-20-8C

GENERAL PURPOSE ELECTRIC MOTOR

NEMA PREMIUM EFFICIENCY

TOTALLY ENCLOSED FAN COOLED

INVERTER DUTY 10:1 CT; 20:1 VT - NEMA MG1 PART 31



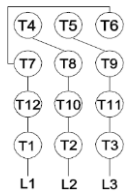
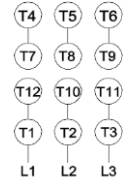



Factory Certified for T2B Class I, Division II, Groups A,B,C & D and Class II, Division II, Groups F & G

PERFORMANCE DATA

HP	RPM	Frame	Voltage	Frequency (Hz)	Full Load S.F.	Insulation Class	NEMA Design	Slip (%)	NEMA Code	Enclosure Type	IP Rating	Max. Ambient
20	880	324T	208-230/460	60	1.15	F	C	2.2	G	TEFC	55	40° C

Amps (460V)		Efficiency (%)				Power Factor			Torque (ft-lb)			DE Bearing	ODE Bearing	Connection	Weight (lbs.)
FLA	LRA	100%	75%	50%	Min.	100%	75%	50%	FLT	LRT %	BDT %				
28.0	145	90.2	90.0	89.0	88.7	0.750	0.640	0.510	120.0	200	280	6312	6312	12 Lead 2Δ/Δ	491

NAME PLATE

 North American Electric, Inc.													CONNECTION DIAGRAMS 208-230V  460V 		
INVERTER DUTY 20:1 VT; 10:1 CT															
CAT NO:		PE324T-20-8C				FRAME		324T		PHASE		3			
HZ	60	S.F.	1.15	HZ	50	S.F.	1.0	ENCL	TEFC	IP	55				
HP	20	RPM	880	HP	20	RPM	735	DUTY	CONT	DES	C				
VOLTS		208-230/460				VOLTS		190/380		AMB	40° C	INS	F		
FLA	61 - 56 / 28		FLA				67.2/33.6		DE BEARING		6312				
CODE	G	P.F.	0.75	CODE	F	P.F.	0.77	ODE BEARING		6312					
EFF	90.2	MIN	88.7	EFF	88.5	MIN	88	LUB:		Mobil Polyrex EM					
MOTOR WEIGHT		491 LBS		CONNECTION		12 Lead 2Δ/Δ		SER NO							
General purpose use on industrial machinery installed in damp, dusty or dirty environments. Hernando, Mississippi										  		CC 082A			

APPLICATIONS:

General purpose use on pumps, fans, blowers, compressors, conveyors, material handling and other industrial machinery installed in damp, dusty or dirty environments.