

Product Information Packet

November 7, 2016

Data shown is for the current revision model #. Ensure your nameplate model # matches.

Model Number:	5KS326ATE205RG3
Catalog Number:	E7074
Instruction Manual:	GEI-M1023
Connection Diagram:	GEM2034E-FIG10
Outline Drawing:	358B6218AF

Accessory Connection Diagrams			
Bearing Thermocouple:	None	Heater:	None
RTD:	None	Thermistor:	None
Thermostat:	None	Winding Thermocouple:	None
Bearing RTD:	None		

Table of Contents	
Specification	01
Performance Characteristics	02
Outline Drawing	03
Connection Drawing(s)	04



Marks:

MODEL NUMBER:	5KS326ATE205RG3	Estimated Weight:	750 Lbs
Outline Drawing:	358B6218AF	Time Rating:	CONT
Connection Diagram:	GEM2034E-FIG10	Enclosure:	DP
Instruction Book:	GEI-M1023	Encl Construction:	OPEN
Design Code:	32AD1006A	Ambient Max(°C):	40
Type:	KS	Alt Ambient Max(°C):	--
Frame:	326T	Insulation Class:	F
Phases:	3	NEMA Design:	A
Poles:	4	Nominal Efficiency:	94.5 %
Output Power:	50HP 37KW	Guaranteed Efficiency:	93.6
RPM:	1780	3/4 Load Efficiency:	94.6
Voltage:	230/460	KVA Code:	H
Hertz:	60	Max KVAR:	16
Amps - FL:	120.8/60.4	Power Factor:	82
Service Factor:	1.15	Bearing - DE:	6312
Alt Service Factor:	--	Bearing - ODE:	6312

Enclosure is Dripproof

Stamped Nameplate Notes:**Additional Information:**

MADE FROM MODEL 5KS326ATE205
 ADD AEGIS GROUND RING
 MOD AMSTUTZ 15-NOV-2011

Performance Characteristics

1st Winding 1st Connection

Design: 32AD1006A

Marks:

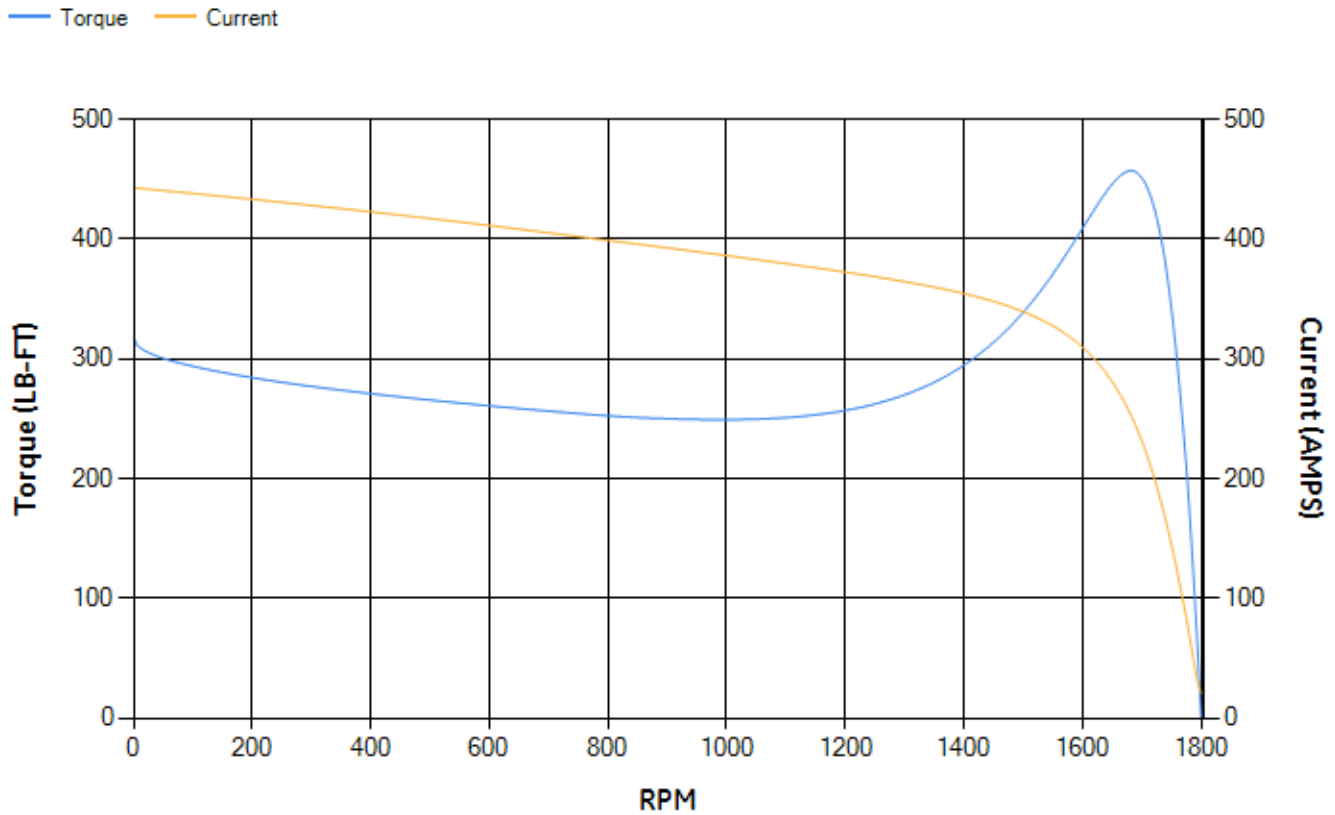
LOAD %	125.0	115.0	100.0	75.0	50.0	25.0	0.0
% EFF	93.87	94.12	94.6	94.56	93.98	90.8	0.00
% PF	84.85	84.66	83.88	80.6	72.27	51.17	5.09
AMPS	73.44	67.54	58.97	46.05	34.45	25.18	20.57

TORQ(FL)#FT	147.46	TORQ(LR)%FL	215.03	TORQ(BD)%FL	309.15
AMPS(LR)	442.81	PF AT START	0.33		

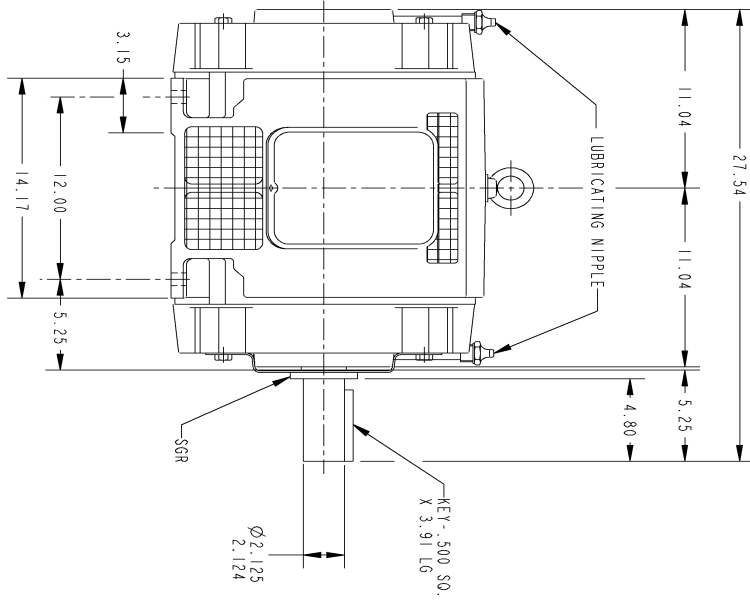
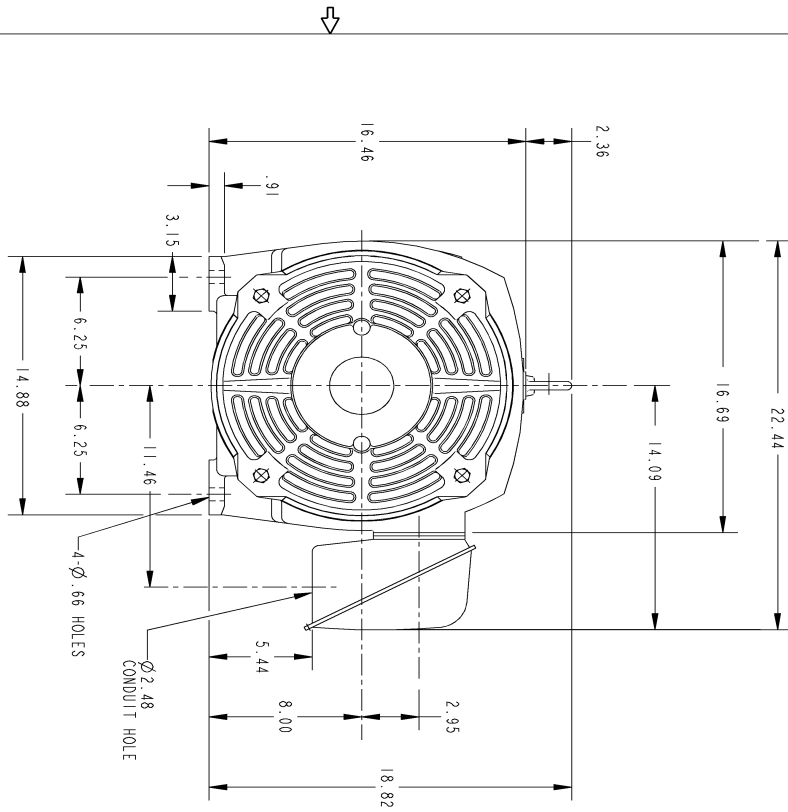
This motor is capable of two cold or one hot start with a maximum connected load inertia of 1345 Lb-Ft Sq (56.62 Kg-meter Sq)at 100% voltage, where the load torque varies with the square of the speed. Acceleration time with maximum inertia and the above load type is 33 seconds. Safe stall time at 100% voltage is 56 seconds cold, 45 seconds hot. Rotor inertia is 8.37 Lb-Ft Sq (0.35 Kg-meter Sq).

Open Circuit A-C:	0.674	Short Circuit D-C:	0.023
Short Circuit A-C:	0.029	X/R Ratio:	8.547
Stator Slots:	48	Rotor Slots:	40

Speed Torque Current Curve (First Connection, First Speed)



Marks:



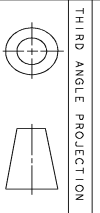
GE PROPRIETARY INFORMATION
 This document is the property of General Electric Company ("GE") and contains proprietary information of GE. This document is issued on the express condition that recipient will not disseminate, in any form, or use the information contained herein, now or in the future, for any purpose other than that intended by GE. The information shall be used by the recipient only as expressly permitted by the information. This document shall be returned to GE upon its request, and shall be subject to standard restrictions under U.S. export control laws and regulations.

REVISIONS		DATE	APPROVED
REV.	DESCRIPTION		
1	ISAAC 15-0375	04/22/15	HARIKIRAN

SIZE	DRAWING NO.	REV	SHEET
B	358B6218AF	1	1

NOTES :

1. CONDUIT BOX MAY BE PLACED WITH THE ENTRANCE DOWN, UP OR ON EITHER SIDE.
2. F-1 ASM AS SHOWN.
3. F-2 ASM - HAS CONDUIT BOX ON OPPOSITE SIDE.



SIGNATURES		DATE	
MODEL	SHANKAR	07/15/11	
DETAIL	VENKAT J	07/15/11	
CHECKED	VENKAT J	07/15/11	
ENGR	VENKAT J	07/15/11	
WEG			
QUALITY			
ISSUED	SHANKAR	07/15/11	
SOLD MODEL	MODEL NAME		

GE Motors GENERAL ELECTRIC COMPANY

TITLE
OUTLINE

326T - OPEN DRP PROOF WITH SGR

SCALE: DRAWING SCALE

358B6218AF

REV 1

SHEET 1 of 1

Marks:

Connection Diagram
GEM2034E-FIG10

