

Product Information Packet

November 7, 2016

Data shown is for the current revision model #. Ensure your nameplate model # matches.

Model Number:	5KS444ATE208A
Catalog Number:	E742
Instruction Manual:	GEI-M1023
Connection Diagram:	GEM2034E-FIG8
Outline Drawing:	358B6204AA

Accessory Connection Diagrams

Bearing Thermocouple:	None	Heater:	None
RTD:	None	Thermistor:	None
Thermostat:	None	Winding Thermocouple:	None
Bearing RTD:	None		

Table of Contents

Specification	01
Performance Characteristics	02
Outline Drawing	03
Connection Drawing(s)	04



Marks:

MODEL NUMBER:	5KS444ATE208A	Estimated Weight:	1700 Lbs
Outline Drawing:	358B6204AA	Time Rating:	CONT
Connection Diagram:	GEM2034E-FIG8	Enclosure:	DP
Instruction Book:	GEI-M1023	Encl Construction:	OPEN
Design Code:	44AD1003A	Ambient Max(°C):	40
Type:	KS	Alt Ambient Max(°C):	--
Frame:	444T	Insulation Class:	F
Phases:	3	NEMA Design:	A
Poles:	4	Nominal Efficiency:	95.8 %
Output Power:	150HP 111KW	Guaranteed Efficiency:	95.0
RPM:	1785	3/4 Load Efficiency:	95.7
Voltage:	460	KVA Code:	H
Hertz:	60	Max KVAR:	33.2
Amps - FL:	166	Power Factor:	87
Service Factor:	1.15	Bearing - DE:	6318
Alt Service Factor:	--	Bearing - ODE:	6318

Enclosure is Dripproof

Stamped Nameplate Notes:**Additional Information:**

4 POLE DP
 LRA@460V:1191 AMPS
 NO. OF MOTOR LEADS: 6
 CONDUIT BOX VOLUME (IN³): 1240
 CONDUIT BOX MTL: STAMPED STEEL
 GREASE TYPE: CHEVRON SRI-2 POLYUREA GREASE
 50 HZ DATA: 150HP, 400V, 195 AMPS AT 1.0SF, 1485 RPM
 SOUND POWER: 85.1
 DMK, 06/04, DATA UPDATE 4/2005
 INVERTER DUTY PER NEMA MG1 PART 31
 FOR VARIABLE TORQUE LOADS

Performance Characteristics

1st Winding 1st Connection

Design: 44AD1003A

Marks:

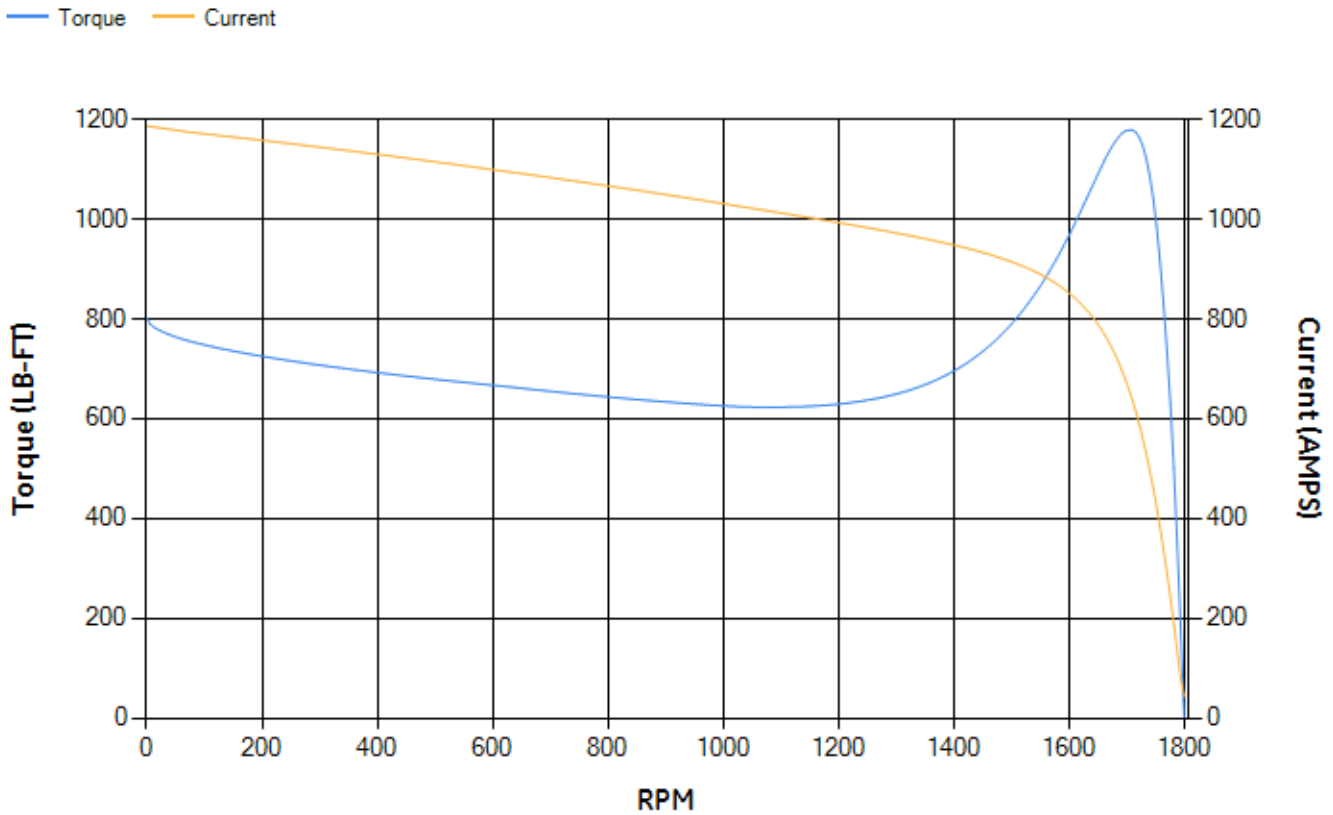
LOAD %	125.0	115.0	100.0	75.0	50.0	25.0	0.0
% EFF	95.16	95.36	95.8	95.75	95.34	92.9	0.00
% PF	88.61	88.78	88.67	87.1	81.73	63.71	5.48
AMPS	208.12	190.71	165.28	126.25	90.09	59.3	42.99

TORQ(FL)#FT	441.11	TORQ(LR)%FL	181.81	TORQ(BD)%FL	266.53
AMPS(LR)	1186.54	PF AT START	0.31		

This motor is capable of two cold or one hot start with a maximum connected load inertia of 3191 Lb-Ft Sq (134.34 Kg-meter Sq)at 100% voltage, where the load torque varies with the square of the speed. Acceleration time with maximum inertia and the above load type is 33 seconds. Safe stall time at 100% voltage is 56 seconds cold, 43 seconds hot. Rotor inertia is 48.66 Lb-Ft Sq (2.05 Kg-meter Sq).

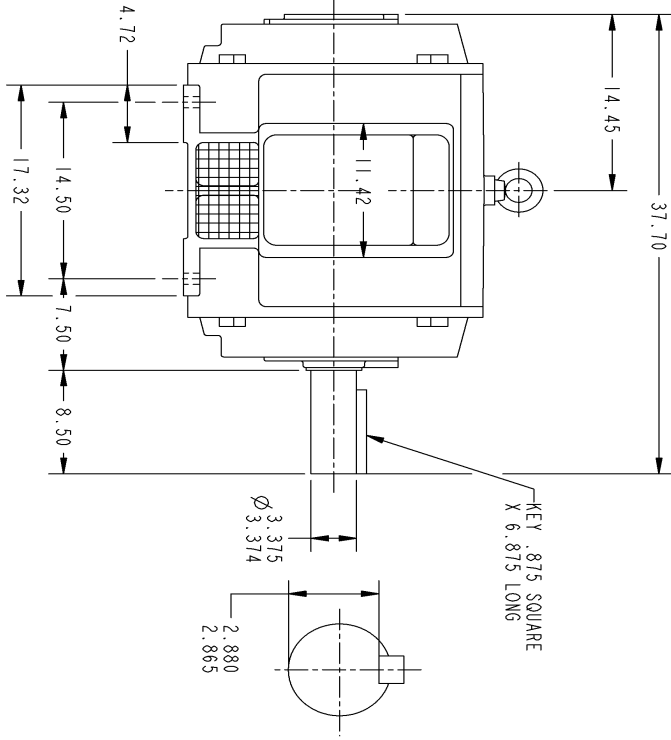
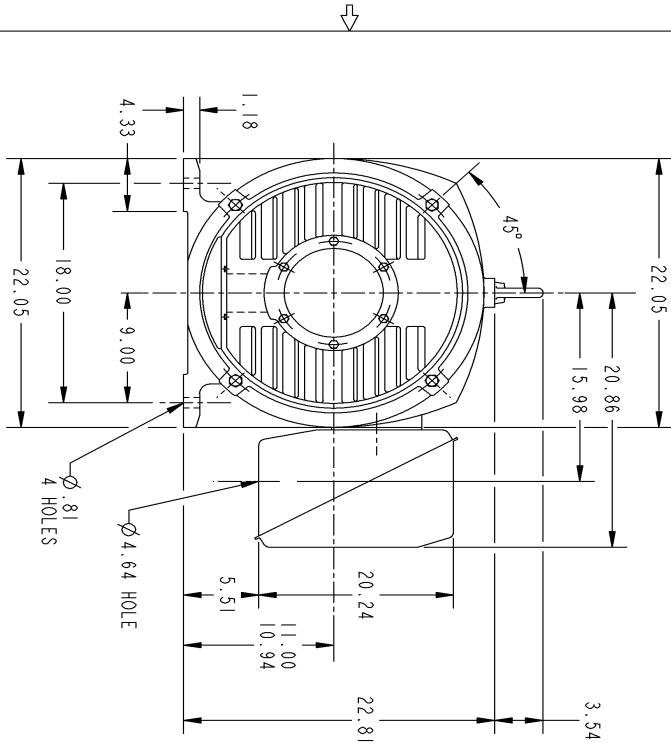
Open Circuit A-C:	1.252	Short Circuit D-C:	0.031
Short Circuit A-C:	0.043	X/R Ratio:	11.797
Stator Slots:	60	Rotor Slots:	50

Speed Torque Current Curve (First Connection, First Speed)



NAME:500903578 OBJECT:358B6204AA DATE:04-May-07 11:03:17

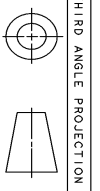
Marks:



GE PROPRIETARY AND CONFIDENTIAL INFORMATION		SIZE	DRAWING NO.	REV	SHEET
This document is the property of General Electric Company (GE) and contains proprietary information of GE. This document is loaned to the recipient condition that neither it nor the information contained therein shall be disclosed to any other person or organization without the express approval of GE. This information shall be used by the recipient only for the purpose specified in the GE Industrial Systems. This document shall be returned to GE upon its request. This document is not to be copied, reproduced, or disseminated in any form without the express approval of GE.		B	358B6204AA	1	1
REVISIONS					
REV.	DESCRIPTION	DATE	APPROVED		
1	ISAAC 07-0770	05/02/07	R. KOHNE		

NOTES :

- CONDUIT BOX MAY BE PLACED WITH THE ENTRANCE DOWN, UP OR ON EITHER SIDE.
- F-1 ASM AS SHOWN.
- F-2 ASM - HAS CONDUIT BOX ON OPPOSITE SIDE.



THIRD ANGLE PROJECTION

FOR ADDITIONAL INFO REFER TO:	SIGNATURES	DATE	GENERAL ELECTRIC COMPANY	
APPLIED PRACTICES	MODEL		Systems	
DIMENSIONS ARE IN INCHES	REVISION			
TOLERANCE ON: 1 PL DECIMALS ± 2 PL DECIMALS ± 3 PL DECIMALS ± ANGLES ± FRACTIONS ±	DESIGNED	12/12/02	OUTLINE	
	ENGR	GANNON BLANT 12/12/02	444T - CAST IRON ODP FOOTED	
	QUALITY		358B6204AA	
	ISSUED	SODHAKAR 12/13/02	REV 1	
MATERIAL	SOLID MODEL	MODEL NAME	SCALE:	DRAWING SCALE
			B	
				SHEET 1 of 1

Marks:

Connection Diagram
GEM2034E-FIG8

