

Product Information Packet

November 7, 2016

Data shown is for the current revision model #. Ensure your nameplate model # matches.

Model Number:	5KS326ATE215A
Catalog Number:	E7254
Instruction Manual:	GEI-M1023
Connection Diagram:	GEM2034E-FIG10
Outline Drawing:	358B6218AD

Accessory Connection Diagrams			
Bearing Thermocouple:	None	Heater:	None
RTD:	None	Thermistor:	None
Thermostat:	None	Winding Thermocouple:	None
Bearing RTD:	None		

Table of Contents	
Specification	01
Performance Characteristics	02
Outline Drawing	03
Connection Drawing(s)	04

Marks:

MODEL NUMBER:	5KS326ATE215A	Estimated Weight:	650 Lbs
Outline Drawing:	358B6218AD	Time Rating:	CONT
Connection Diagram:	GEM2034E-FIG10	Enclosure:	DP
Instruction Book:	GEI-M1023	Encl Construction:	OPEN
Design Code:	32AD1006A	Ambient Max(°C):	40
Type:	KS	Alt Ambient Max(°C):	--
Frame:	326TS	Insulation Class:	F
Phases:	3	NEMA Design:	A
Poles:	4	Nominal Efficiency:	94.5 %
Output Power:	50HP 37KW	Guaranteed Efficiency:	93.6
RPM:	1780	3/4 Load Efficiency:	94.6
Voltage:	230/460	KVA Code:	H
Hertz:	60	Max KVAR:	16
Amps - FL:	120.8/60.4	Power Factor:	82
Service Factor:	1.15	Bearing - DE:	6312
Alt Service Factor:	--	Bearing - ODE:	6312

Enclosure is Dripproof

Stamped Nameplate Notes:**Additional Information:**

4 POLE DP
 LRA: 886.8/443.4
 NO. OF MOTOR LEADS: 12
 CONDUIT BOX VOLUME (IN³): 253
 CONDUIT BOX MTL: STAMPED STEEL
 GREASE TYPE: CHEVRON SRI-2 POLYUREA GREASE
 USABLE AT 200V @ 50HP, 133 AMPS@1.0SF
 50 HZ DATA: 50 HP, 200/400V, 140.6/70.3 AMPS AT 1.0SF, 1475 RPM
 SOUND POWER: 75.5
 DMK, 06/04
 INVERTER DUTY PER NEMA MG1 PART 31
 FOR VARIABLE TORQUE LOADS

Performance Characteristics

1st Winding 1st Connection

Design: 32AD1006A

Marks:

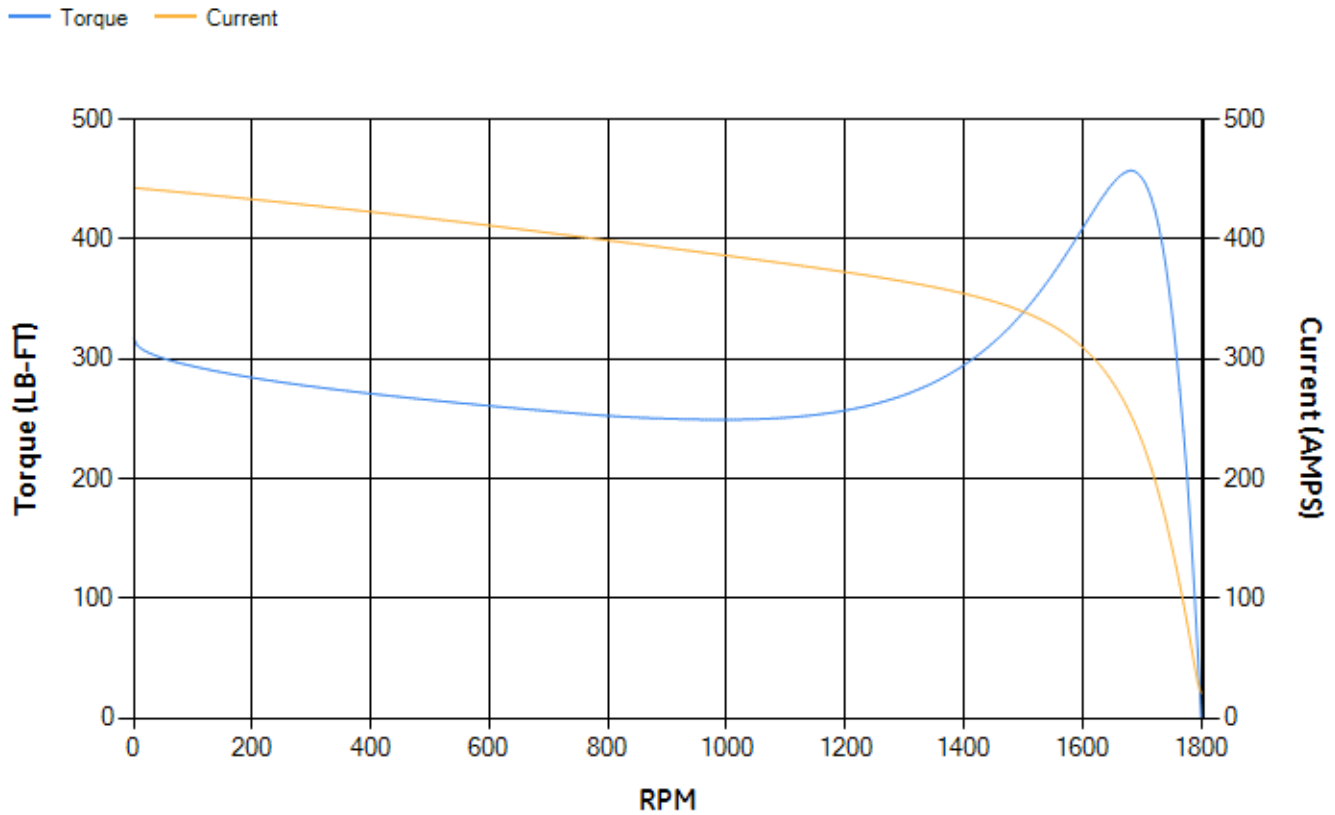
LOAD %	125.0	115.0	100.0	75.0	50.0	25.0	0.0
% EFF	93.87	94.12	94.6	94.56	93.98	90.8	0.00
% PF	84.85	84.66	83.88	80.6	72.27	51.17	5.09
AMPS	73.44	67.54	58.97	46.05	34.45	25.18	20.57

TORQ(FL)#FT	147.46	TORQ(LR)%FL	215.03	TORQ(BD)%FL	309.15
AMPS(LR)	442.81	PF AT START	0.33		

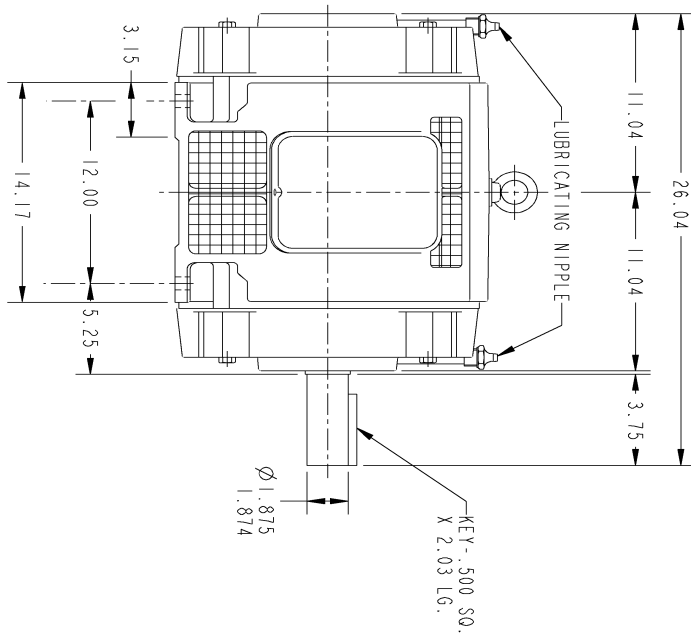
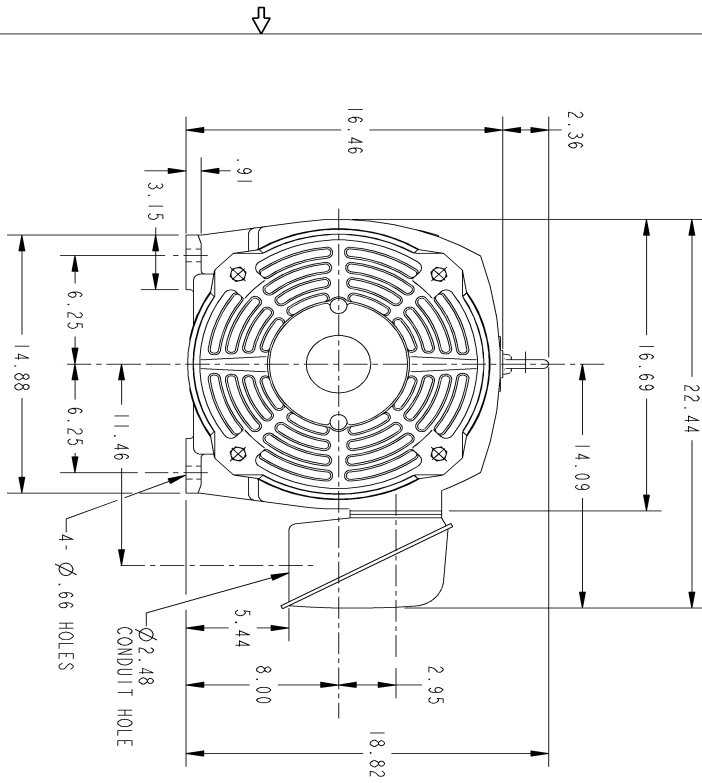
This motor is capable of two cold or one hot start with a maximum connected load inertia of 1345 Lb-Ft Sq (56.62 Kg-meter Sq)at 100% voltage, where the load torque varies with the square of the speed. Acceleration time with maximum inertia and the above load type is 33 seconds. Safe stall time at 100% voltage is 56 seconds cold, 45 seconds hot. Rotor inertia is 8.37 Lb-Ft Sq (0.35 Kg-meter Sq).

Open Circuit A-C:	0.674	Short Circuit D-C:	0.023
Short Circuit A-C:	0.029	X/R Ratio:	8.547
Stator Slots:	48	Rotor Slots:	40

Speed Torque Current Curve (First Connection, First Speed)



Marks:



GE PROPRIETARY INFORMATION
 This document is the property of General Electric Company ("GE") and contains proprietary information of GE. This document is issued on the express condition that recipient will not disseminate, in any form, or use the information contained herein, shall be disclosed to any third party, or be used for any purpose other than that intended by GE. The information shall be used by the recipient only as expressly permitted by GE. This document shall be returned to GE upon its request. Any unauthorized use, reproduction, or distribution of this document is prohibited. GE reserves the right to change specifications without notice, without liability and without obligation.

REV.	DESCRIPTION	DATE	APPROVED
1	ISAAC 07-0770	05/03/07	R. KOHNE
2	ISAAC 15-0375	04/22/15	HARIKIRAN

SIZE	DRAWING NO.	SHEET	REV.
B	358B6218AD	11	2

NOTES :

- CONDUIT BOX MAY BE PLACED WITH THE ENTRANCE DOWN, UP OR ON EITHER SIDE.
- F-1 ASM AS SHOWN.
- F-2 ASM - HAS CONDUIT BOX ON OPPOSITE SIDE.



THIRD ANGLE PROJECTION

UNLESS OTHERWISE SPECIFIED:		SIGNATURES		DATE	
DIMENSIONS ARE IN INCHES	DRAWN	PRABHAKAR	03/27/03		
TOLERANCES ON:	CHECKED	PRABHAKAR	03/27/03		
2 PL. DECIMALS ± .	ENGR				
3 PL. DECIMALS ± .	ISSUED	PRABHAKAR	03/27/03		
ANGLES ± 1°	APPLIED PRACTICES				
MATERIAL:	SCALE: DRAWING SCALE				

GE Industrial Systems
GENERAL ELECTRIC COMPANY
 Fort Wayne, Indiana

326TS - OPEN DRIP PROOF OUTLINE

SIZE DRAWING **358B6218AD**

SHEET 1 OF 1 REV. **2**

DISTRIBUTION:

Marks:

Connection Diagram
GEM2034E-FIG10

