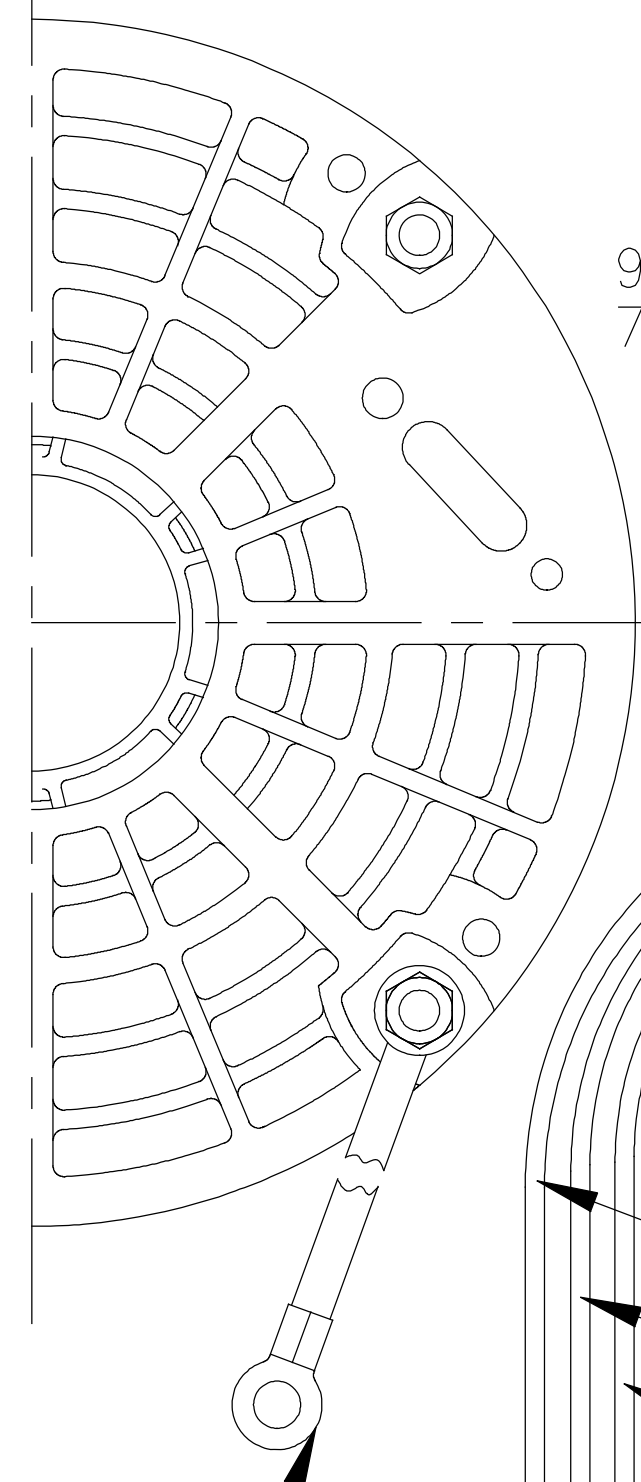


SS73771

2 BROWN
LEADS W/.25
STRAIGHT TYPE
QUICK CONN.



9.50
7.50

NAMEPLATE LOC @ 'D'
READ FROM TERM END

(C)

4.06

4.00

3.50

FULL FLAT

.578

.570

∅.6250
∅.6245

BUSHINGS

REVERSING
LEADS

10°

10°

(∅5.66)

R2.56

D

C

45°

45°

RED
BLUE
BLACK
WHITE

OPEN
EACH END

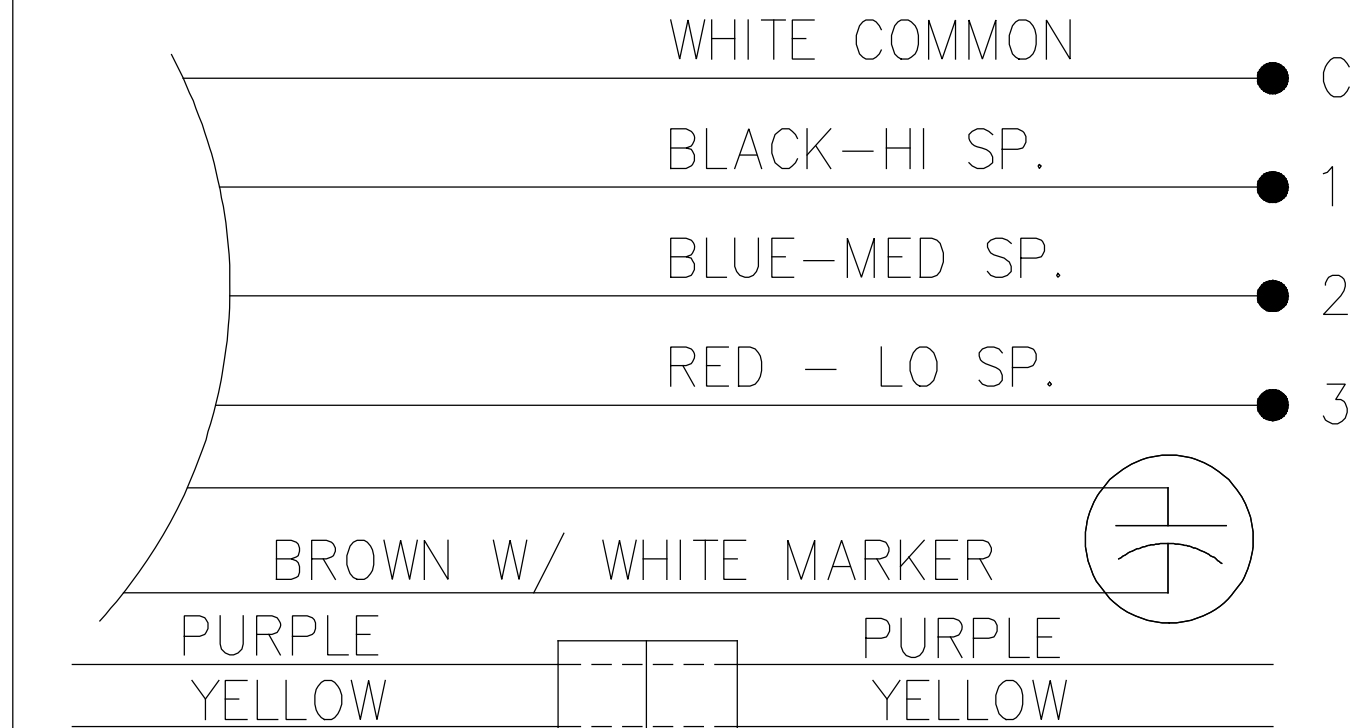
CONNECTION DECAL
READ FROM T.E.

1 GREEN GRD.
LEAD W/TERM
FOR .25 SCREW

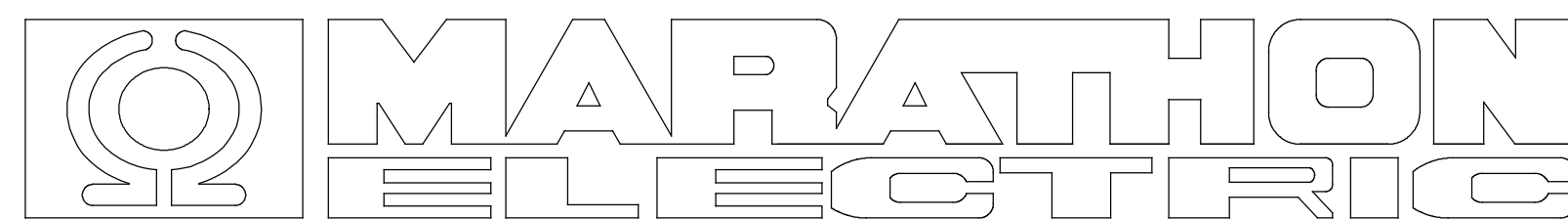
DASH	FR	C
675	48	12.25

REVERSING LEADS ARE MOLDED INTO MATING
PULL APART PLUGS. 1 YELLOW AND 1 PURPLE
LEAD PER PLUG. 4.00-6.00 LONG.

CW ROTATION-SHAFT END SHOWN TO REVERSE CONNECT
CONNECT PURPLE TO YELLOW AND YELLOW TO PURPLE



NO.	REVISION	BY & DATE	CHK	TOLERANCES UNLESS SPECIFIED		FINISH
				DEC.	INCHES	
7	REMOVED CONNECTOR AND TERMINAL FROM BOM	UD 05-24-18	UD	.X	±.1	
6	REV'D TO STRAIGHT TYPE QUICK CONN. CN 29400-1204	NJS 03-20-2003	ML	.XX	±.03	TITLE OUTLINE 48 FR.
5	CLARIFIED NAMEPLATE CN 25600-155	BLR 04-16-1998		.XXX	±.005	MAT'L.
4	REDRAWN ON CADD	BLR 03-28-1998		.XXXX	±.0005	
				ANG	±7'30"	



DRAWN	BLR	03-24-1998
CHK	MRB	03-28-1998
APPD	ML	03-28-1998
SCALE	7=16	
REF		
FMF		
PREV		

THIS DRAWING IN DESIGN AND DETAIL IS OUR PROPERTY AND MUST NOT BE USED EXCEPT
IN CONNECTION WITH OUR WORK ALL RIGHTS OF DESIGN AND INVENTION ARE RESERVED
THIS IS AN ELECTRONICALLY GENERATED DOCUMENT - DO NOT SCALE THIS PRINT

RFP
DIST WP

CAD FILE SS73771

SIZE A DRAWING NO. SS73771 PAGE OF 7 REV. 7