

# Product Information Packet

November 7, 2016

Data shown is for the current revision model #. Ensure your nameplate model # matches.

<b>Model Number:</b>	<b>5KS284ATE205F2RG3</b>
<b>Catalog Number:</b>	<b>E7069</b>
<b>Instruction Manual:</b>	GEI-M1023
<b>Connection Diagram:</b>	GEM2034E-FIG10
<b>Outline Drawing:</b>	358B6217AF

Accessory Connection Diagrams			
<b>Bearing Thermocouple:</b>	None	<b>Heater:</b>	None
<b>RTD:</b>	None	<b>Thermistor:</b>	None
<b>Thermostat:</b>	None	<b>Winding Thermocouple:</b>	None
<b>Bearing RTD:</b>	None		

Table of Contents	
Specification	01
Performance Characteristics	02
Outline Drawing	03
Connection Drawing(s)	04

**Marks:**

<b>MODEL NUMBER:</b>	<b>5KS284ATE205F2RG3</b>	<b>Estimated Weight:</b>	450 Lbs
<b>Outline Drawing:</b>	358B6217AF	<b>Time Rating:</b>	CONT
<b>Connection Diagram:</b>	GEM2034E-FIG10	<b>Enclosure:</b>	DP
<b>Instruction Book:</b>	GEI-M1023	<b>Encl Construction:</b>	OPEN
<b>Design Code:</b>	28AD1010A	<b>Ambient Max(°C):</b>	-20/40
<b>Type:</b>	KS	<b>Alt Ambient Max(°C):</b>	--
<b>Frame:</b>	284T	<b>Insulation Class:</b>	F
<b>Phases:</b>	3	<b>NEMA Design:</b>	A
<b>Poles:</b>	4	<b>Nominal Efficiency:</b>	93.6 %
<b>Output Power:</b>	25HP 18.5KW	<b>Guaranteed Efficiency:</b>	92.4
<b>RPM:</b>	1775	<b>3/4 Load Efficiency:</b>	94.0
<b>Voltage:</b>	230/460	<b>KVA Code:</b>	H
<b>Hertz:</b>	60	<b>Max KVAR:</b>	11.4
<b>Amps - FL:</b>	66.2/33.1	<b>Power Factor:</b>	75.5
<b>Service Factor:</b>	1.15	<b>Bearing - DE:</b>	6312ZZ
<b>Alt Service Factor:</b>	--	<b>Bearing - ODE:</b>	6310ZZ

Enclosure is Dripproof

---

**Stamped Nameplate Notes:****Additional Information:**

MADE FROM MODEL 5KS284ATE205F2  
 ADD AEGIS GROUND RING  
 MOD AMSTUTZ 15-NOV-2011

**Performance Characteristics**

1st Winding 1st Connection

**Design: 28AD1010A**

**Marks:**

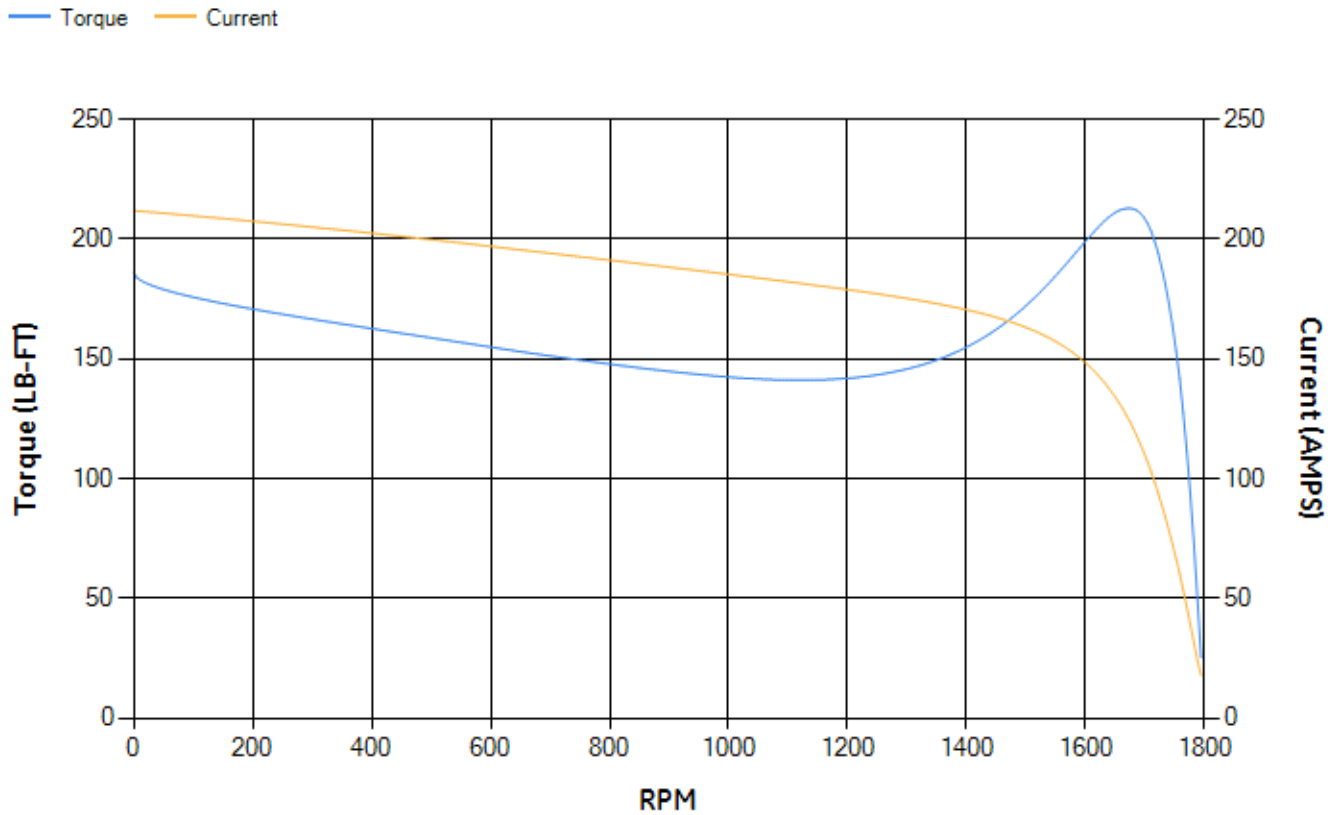
LOAD %	125.0	115.0	100.0	75.0	50.0	25.0	0.0
% EFF	93.64	93.82	94.2	93.95	93.02	88.98	0.00
% PF	80.83	80.04	78.24	72.74	61.67	40.03	4.49
AMPS	38.64	35.83	31.75	25.68	20.4	16.42	14.54

TORQ(FL)#FT	73.77	TORQ(LR)%FL	252.22	TORQ(BD)%FL	287.66
AMPS(LR)	211.89	PF AT START	0.37		

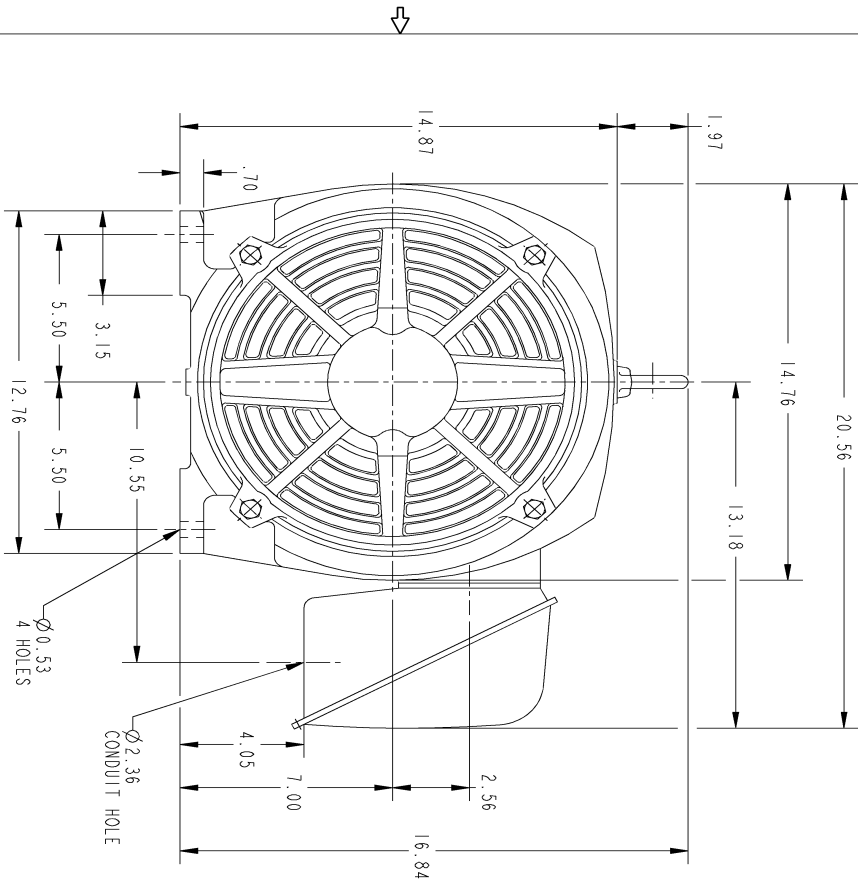
This motor is capable of two cold or one hot start with a maximum connected load inertia of 995 Lb-Ft Sq (41.89 Kg-meter Sq) at 100% voltage, where the load torque varies with the square of the speed. Acceleration time with maximum inertia and the above load type is 43 seconds. Safe stall time at 100% voltage is 73 seconds cold, 65 seconds hot. Rotor inertia is 3.85 Lb-Ft Sq (0.16 Kg-meter Sq).

Open Circuit A-C:	0.463	Short Circuit D-C:	0.023
Short Circuit A-C:	0.027	X/R Ratio:	8.718
Stator Slots:	48	Rotor Slots:	40

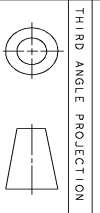
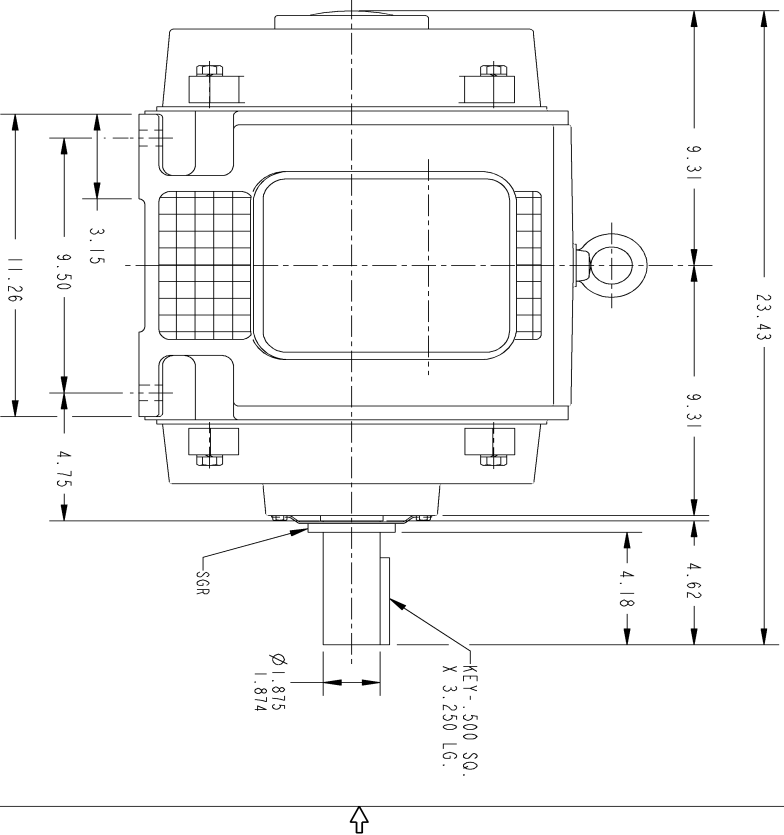
**Speed Torque Current Curve (First Connection, First Speed)**



Marks:



- NOTES :
1. CONDUIT BOX MAY BE PLACED WITH THE ENTRANCE DOWN, UP OR ON EITHER SIDE.
  2. F-1 ASM AS SHOWN.
  3. F-2 ASM - HAS CONDUIT BOX ON OPPOSITE SIDE.



SIZE DRAWING NO. B  
REV SHEET 0 1

358B6217AF

REVISIONS

REV.	DESCRIPTION	DATE	APPROVED

SIGNATURES		DATE	<p><b>GE Motors</b> GENERAL ELECTRIC COMPANY</p>
MODEL	VENKAT	01/06/12	
DETAIL	VENKAT J	01/06/12	<p>TITLE</p> <p><b>284T - OPEN DRIP PROOF WITH SGR</b></p>
CHKD	VENKAT J	01/06/12	
ENGR			
QUALITY			<p>SCALE: DRAWING SCALE</p>
ISSUED	VENKAT	01/06/12	
SOLD MODEL	MODEL NAME		<p>358B6217AF</p>
			<p>REV 0</p>
			<p>SHEET 1 of 1</p>

Marks:

**Connection Diagram**  
**GEM2034E-FIG10**

