

Product Information Packet

November 7, 2016

Data shown is for the current revision model #. Ensure your nameplate model # matches.

Model Number:	5KS445ATE118A
Catalog Number:	E7504
Instruction Manual:	GEI-M1023
Connection Diagram:	GEM2034E-FIG8
Outline Drawing:	358B6204AD

Accessory Connection Diagrams

Bearing Thermocouple:	None	Heater:	None
RTD:	None	Thermistor:	None
Thermostat:	None	Winding Thermocouple:	None
Bearing RTD:	None		

Table of Contents

Specification	01
Performance Characteristics	02
Outline Drawing	03
Connection Drawing(s)	04



Marks:

MODEL NUMBER:	5KS445ATE118A	Estimated Weight:	1800 Lbs
Outline Drawing:	358B6204AD	Time Rating:	CONT
Connection Diagram:	GEM2034E-FIG8	Enclosure:	DP
Instruction Book:	GEI-M1023	Encl Construction:	OPEN
Design Code:	44AD0002A	Ambient Max(°C):	40
Type:	KS	Alt Ambient Max(°C):	--
Frame:	445TS	Insulation Class:	F
Phases:	3	NEMA Design:	A
Poles:	2	Nominal Efficiency:	95 %
Output Power:	250HP 185KW	Guaranteed Efficiency:	94.1
RPM:	3575	3/4 Load Efficiency:	96.1
Voltage:	460	KVA Code:	J
Hertz:	60	Max KVAR:	48.1
Amps - FL:	268	Power Factor:	89.5
Service Factor:	1.15	Bearing - DE:	6313C3
Alt Service Factor:	--	Bearing - ODE:	6313C3

Enclosure is Dripproof

Stamped Nameplate Notes:**Additional Information:**

2 POLE DP
 LRA @460V:2262.5
 NO. OF MOTOR LEADS: 6
 CONDUIT BOX VOLUME (IN³): 1240
 CONDUIT BOX MTL: STAMPED STEEL
 GREASE TYPE: CHEVRON SRI-2 POLYUREA GREASE
 NOT USABLE AT 200V
 50 HZ DATA: 250HP,400V, 318 AMPS AT 1.0SF,2975 RPM
 SOUND POWER: 95.3
 DMK, 06/04
 INVERTER DUTY PER NEMA MG1 PART 31
 FOR VARIABLE TORQUE LOADS

Performance Characteristics

1st Winding 1st Connection

Design: 44AD0002A

Marks:

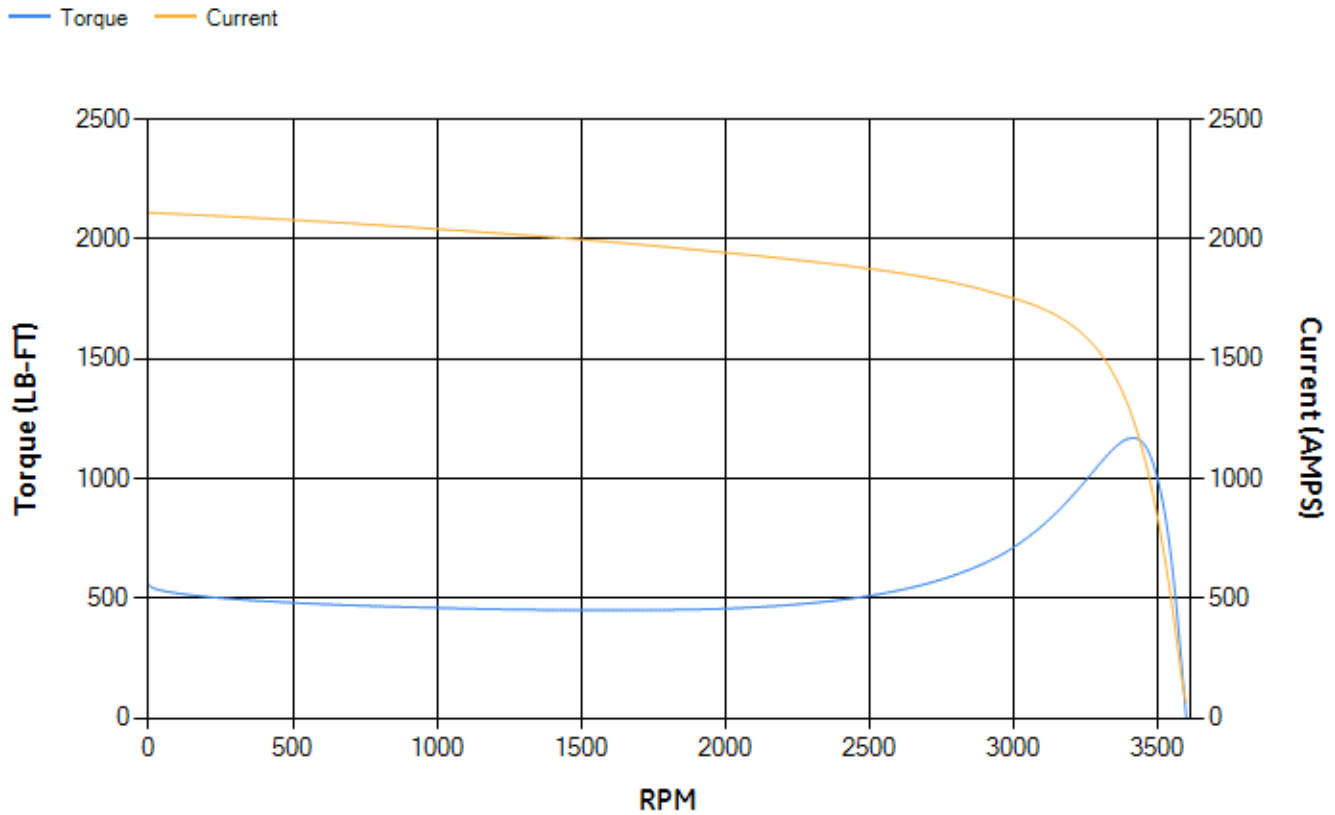
LOAD %	125.0	115.0	100.0	75.0	50.0	25.0	0.0
% EFF	95.82	95.95	96.3	96.15	95.68	93.29	0.00
% PF	92.59	92.55	92.26	90.71	86	69.41	6.04
AMPS	329.68	303.01	263.4	201.21	142.18	90.33	61.76

TORQ(FL)#FT	367.13	TORQ(LR)%FL	151.72	TORQ(BD)%FL	317.62
AMPS(LR)	2110.28	PF AT START	0.24		

This motor is capable of two cold or one hot start with a maximum connected load inertia of 945 Lb-Ft Sq (39.78 Kg-meter Sq) at 100% voltage, where the load torque varies with the square of the speed. Acceleration time with maximum inertia and the above load type is 26 seconds. Safe stall time at 100% voltage is 44 seconds cold, 34 seconds hot. Rotor inertia is 32.77 Lb-Ft Sq (1.38 Kg-meter Sq).

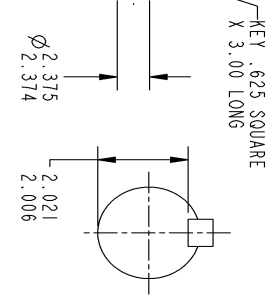
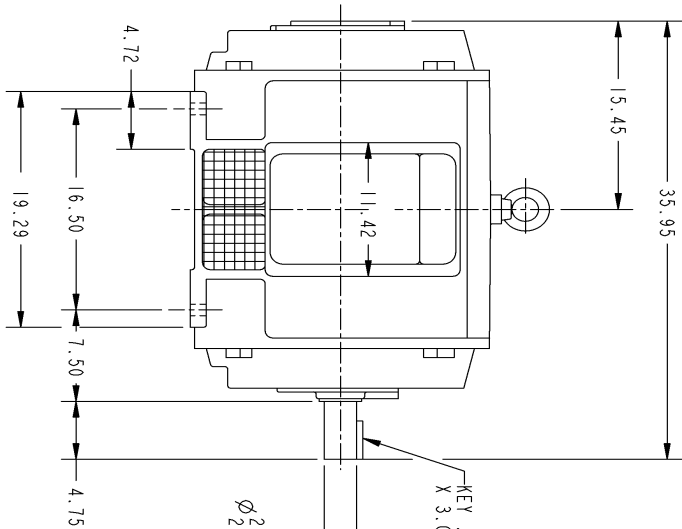
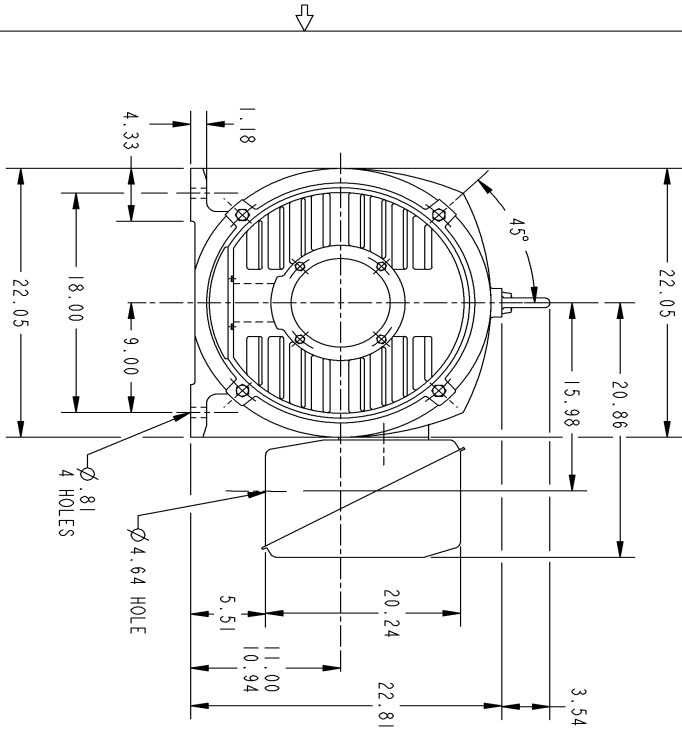
Open Circuit A-C:	1.624	Short Circuit D-C:	0.035
Short Circuit A-C:	0.045	X/R Ratio:	13.28
Stator Slots:	48	Rotor Slots:	40

Speed Torque Current Curve (First Connection, First Speed)



NAME:500903578 OBJECT:358B6204AD DATE:04-May-07 11:25:47

Marks:

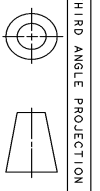


GE PROPRIETARY AND CONFIDENTIAL INFORMATION
 This document is the property of General Electric Company (GE) and contains proprietary information of GE. This document is loaned to the express condition that neither it nor the information contained therein shall be disclosed to any other person or organization without the prior written approval of GE Industrial Systems. This document shall be returned to GE upon its request. This document is not to be used for reproduction, distribution, or other purposes without the express written approval of GE Industrial Systems.

REV.	DESCRIPTION	DATE	APPROVED
1	UPDATED WITH WAO LIFTING LUG PROBABHAKAR	06/02/04	M. FLUTTER
2	CHANGED HEIGHT OF LIFTING LUG WAS 4.35	10/06/06	R. KOHNE
3	ISAAC 07-0770	05/02/07	R. KOHNE

NOTES :

- CONDUIT BOX MAY BE PLACED WITH THE ENTRANCE DOWN, UP OR ON EITHER SIDE.
- F-1 ASM AS SHOWN.
- F-2 ASM - HAS CONDUIT BOX ON OPPOSITE SIDE.



THIRD ANGLE PROJECTION

FOR ADDITIONAL INFO REFER TO:	SIGNATURES	DATE
APPLIED DIMENSIONS ARE IN INCHES	MODEL	
TOLERANCE ON: 1 PL DECIMALS ± .010 2 PL DECIMALS ± .005 3 PL DECIMALS ± .002 ANGLES ± .005 FRACTIONS ± .005 FINISH	REVISED	
MATERIAL	QUALITY	
SOLID MODEL: MODEL NAME	ISSUED	

REV.	DESCRIPTION	DATE	APPROVED
3	ISAAC 07-0770	05/02/07	R. KOHNE

GE Industrial Systems
 GENERAL ELECTRIC COMPANY

OUTLINE
 445TS - CAST IRON ODP FOOTED

358B6204AD REV 3

SCALE: B SHEET 1 of 1

Marks:

Connection Diagram
GEM2034E-FIG8

